



# **AGENDA**

## **FINANCE COMMITTEE**

### **WEDNESDAY, 30 MAY 2018**

Notice is given that the next Finance Committee Meeting of the Roper Gulf Regional Council will be held on:

- Wednesday, 30 May 2018 at
- The Conference Room
- Roper Gulf Regional Council Headquarters
- 29 Crawford Street, Katherine
- Commencing at 8:30 AM

Your attendance at the meeting will be appreciated.

Michael Berto  
**CHIEF EXECUTIVE OFFICER**

## PLEDGE

“We pledge to work as one towards a better future through effective use of all resources.

We have identified these key values and principles of Honesty, Equality, Accountability, Respect and Trust as being integral in the achievement of our vision, that the Roper Gulf Regional Council is Sustainable, Viable and Vibrant”.

## PRAMIS BLA WI

“Mela pramis bla wek gudbalawei bla meigim futja bla wi wanwei, en bla yusim ola gudwan ting bla helpum wi luk lida.

Mela bin luk ol dijlod rul, ebrobodi gada tok trubalawei, wi gada meik so wi gibit firgo en lisiin misalp, abum rispek en trastim misalp bla jinggabat bla luk lida, Roper Galf Rijinul Kaunsul deya maindim en kipbum bla wi pramis , dum wek brabli gudbalawei, en im laibliwan”

---

## TABLE OF CONTENTS

---

ITEM	SUBJECT	PAGE NO
1	<b>PRESENT/STAFF/GUESTS</b>	
2	<b>MEETING OPENED</b>	
3	<b>WELCOME TO COUNTRY</b>	
4	<b>APOLOGIES AND LEAVE OF ABSENCE</b>	
5	<b>CALL FOR ITEMS OF GENERAL BUSINESS</b>	
6	<b>QUESTIONS FROM THE PUBLIC</b>	
7	<b>DISCLOSURE OF INTEREST</b>	
8	<b>CONFIRMATION OF PREVIOUS FINANCE COMMITTEE MEETING MINUTES</b>	
	8.1 Confirmation of Previous Minutes.....	5
9	<b>BUSINESS ARISING FROM PREVIOUS MINUTES</b>	
	<i>Nil</i>	
10	<b>INCOMING CORRESPONDENCE</b>	
	<i>Nil</i>	
11	<b>OUTGOING CORRESPONDENCE</b>	
	<i>Nil</i>	
12	<b>EXECUTIVE DIRECTORATE REPORTS</b>	
	<i>Nil</i>	
13	<b>CORPORATE GOVERNANCE DIRECTORATE REPORTS</b>	
	13.1 Grants: Grants Agreements for signing.....	14
	13.2 FINANCE - RGRC FINANCIAL REPORT AS AT 30th APRIL 2018.....	15
	13.3 Grants: Grant Agreement Variations.....	61
	13.4 Grants: Request for sponsorship.....	62
14	<b>COUNCIL &amp; COMMUNITY SERVICES DIRECTORATE REPORT</b>	
	14.1 NDIS funding report.....	63
	14.2 CCCF Funding.....	64
	14.3 NDIS Report.....	66
	14.4 NTG Territory Wide Logistics Master Plan.....	67
15	<b>COMMUNITY SERVICES DIRECTORATE REPORTS</b>	
	15.1 Commonwealth Home Support Program (CHSP).....	69
16	<b>COMMERCIAL SERVICES DIRECTORATE REPORTS</b>	
	<i>Nil</i>	
17	<b>CLOSED SESSION</b>	
	17.1 Confirmation of Previous Confidential Minutes	
	<i>The report will be dealt with under Section 65(2) (ciii) of the Local Government Act 2008 and Regulation 8 of the Local Government</i>	

*(Administration) Regulations 2008. It contains information that would, if publicly disclosed, be likely to prejudice the interests of council or some other person.*

17.2 Human Resources Restructure - Cost Neutral

*The report will be dealt with under Section 65(2) (ciii) (ciii) of the Local Government Act 2008 and Regulation 8 of the Local Government (Administration) Regulations 2008. It contains information that would, if publicly disclosed, be likely to prejudice the security of the council, its members or staff; AND information that would, if publicly disclosed, be likely to prejudice the interests of council or some other person.*

17.3 Additional Positions for CDP

*The report will be dealt with under Section 65(2) (ciii) of the Local Government Act 2008 and Regulation 8 of the Local Government (Administration) Regulations 2008. It contains information that would, if publicly disclosed, be likely to prejudice the interests of council or some other person.*

**18 CLOSED SESSION**

**19 CLOSE OF MEETING**

**CONFIRMATION OF PREVIOUS FINANCE COMMITTEE MEETING MINUTES**

---



<b>ITEM NUMBER</b>	8.1
<b>TITLE</b>	Confirmation of Previous Minutes
<b>REFERENCE</b>	749156
<b>AUTHOR</b>	Cristian Coman, Manager - Governance and Corporate Planning

**RECOMMENDATION**

- (a) **That the Finance Committee resolves to adopt the Minutes of the Finance Committee Meeting held on 28 March 2018 as a true and accurate record of that Meeting.**

**BACKGROUND**

The Finance Committee met in Katherine on Wednesday 28 March 2018.

**ISSUES/OPTIONS/SWOT**

The draft Minutes of the 28 March 2018 Finance Committee Meeting are attached and presented to the Committee for review and adoption as a true and accurate record of that meeting.

**FINANCIAL CONSIDERATIONS**

N/A

**ATTACHMENTS:**

- 1 Finance Committee Meeting 2018-03-28 [743445].DOCX



MINUTES OF THE FINANCE COMMITTEE MEETING OF THE ROPER GULF  
REGIONAL COUNCIL MEETING HELD AT 29 CRAWFORD STREET,  
KATHERINE ON WEDNESDAY, 28 MARCH 2018 AT 8:30 AM

## **1.PRESENT/STAFF/GUESTS**

### **1.1 Elected Members**

- Mayor Judy MacFarlane
- Councillor Owen Turner
- Councillor Samuel Evans
- Geoff Bishop (Independent) –Via Remote Conferencing

### **1.2 Staff**

- Michael Berto, CEO
- Greg Arnott, Director Corporate Governance
- Sharon Hillen, Director Council and Community Services
- Marc Gardner, Director Commercial Services
- Janelle Iszlaub, Manager of Community Development Program
- Cristian Coman, Acting Manager Governance and Corporate Planning
- Lokesh Anand, Finance Manager
- Munish Singla, Management Accountant
- Amy Bretherton, Governance Officer (Minute Taker)

### **1.3 Guests**

Nil

## **2.MEETING OPENED**

Meeting opened at 8:55 am.

## **3.WELCOME TO COUNTRY**

Mayor Judy MacFarlane welcomed Members and Staff to the Meeting and the Roper Gulf Regional Council pledge was read.

## **4.APOLOGIES AND LEAVE OF ABSENCE**

### **4.1 APOLOGIES AND LEAVE OF ABSENCE - Councillor Helen Lee**

Annabelle Daylight did not attend, No apology.

2/2018 **RESOLVED** (Samuel Evans/Owen Turner)

**Carried**

- (a) That the Finance Committee accepts the apology from Deputy Mayor Helen Lee for the Finance Committee Meeting held 28<sup>th</sup> March 2018.

## **5. CALL FOR ITEMS OF GENERAL BUSINESS**

1. Audit Committee Dates
2. New Funding and Grant Co Contribution
3. Grants Agreement AFL Men's Competition
4. Update NDIS
5. Update Barunga Lights
6. LGANT Forum

### Confidential

1. Community Development Program

## **6. QUESTIONS FROM THE PUBLIC**

Nil

## **7. DISCLOSURES OF INTEREST**

There were no declarations of interest at this Finance Committee.

## **8. CONFIRMATION OF PREVIOUS FINANCE COMMITTEE MEETING MINUTES**

### **8.1 CONFIRMATION OF PREVIOUS MINUTES**

3/2018 RESOLVED (Geoff Bishop/Samuel Evans) Carried

- (a) That the Finance Committee receive and note the minutes as a true and accurate record of the Finance Committee Meeting held Wednesday 31st January 2018.

## **9. BUSINESS ARISING FROM PREVIOUS MINUTES**

Nil

## **10. INCOMING CORRESPONDENCE**

Nil

## **11. OUTGOING CORRESPONDENCE**

Nil

## **12. EXECUTIVE DIRECTORATE REPORTS**

Nil

## **13. CORPORATE GOVERNANCE DIRECTORATE REPORTS**

### **13.1 FINANCE - RGRC FINANCIAL REPORT AS AT 28TH FEBRUARY 2018**

4/2018 RESOLVED (Geoff Bishop/Owen Turner) Carried

- (a) That the Finance Committee receive and note financial reports as at 28<sup>th</sup> February 2018

### **13.2 FEES & CHARGES AMENDMENTS 2017-18**

---

5/2018 RESOLVED (Owen Turner/Samuel Evans)

Carried

- (a) That the Finance Committee approve the amendments to the Fees and Charges schedule 2017-18

### **13.3 DISPOSAL OF FLEET ITEM 70857 - TOYOTA LANDCRUISER MILITARY WORKMATE DUAL CAB**

6/2018 RESOLVED (Geoff Bishop/Samuel Evans)

Carried

- (a) That the Finance Committee rescind resolution number 230/2017.  
(b) That the Finance Committee approve the disposal of Toyota Landcruiser either by trade-in or by Auction, determined by whichever one provides Council with the best deal.

## **14.COUNCIL & COMMUNITY SERVICES DIRECTORATE REPORT**

Nil

## **15.COMMERCIAL SERVICES DIRECTORATE REPORTS**

Nil

## **16.GENERAL BUSINESS**

### **16.1 AUDIT COMMITTEE DATES**

#### **BACKGROUND**

On 28 February 2018 Council resolved to schedule an Audit Committee Meeting on 21 March 2018:

### **20.3 AUDIT COMMITTEE - INDEPENDENT MEMBER VACANCY**

7/2018 RESOLVED (Donald Garner/Eric Roberts)

Carried

- (a) That the Council receive and note the resignation of Phil Vivian Independent Member for the Audit Committee.  
(b) That the Council appoints Garry Lambert as an Independent Member for Audit Committee.  
(c) That the Council reschedules the Audit Committee meeting to Wednesday 21<sup>st</sup> March 2018.

The meeting on 21 March 2018 could not be held due to the availability of one of the independent members.

The Audit Committee of the current sitting Council had its inaugural meeting on 07 February 2018, however one of the Independent Members was unable to attend, thus the appointment of a chair was adjourned until the next meeting.

One of the two independent members subsequently resigned in February 2018, and Council appointed a new independent member at the 28 February OCM.

## **ISSUES/OPTIONS/SWOT**



The scheduled 21 March 2018 meeting was not held due to the availability of one of the independent members. The CEO may postpone the meeting for up to 21 days (s66(1) *Local Government Act*), however this period expires on 23 April 2018.

The Finance Committee is requested to rescind the 1/2018 resolution pertaining to the Audit Committee, whilst the A/Manager – Governance and Corporate Planning liaises with all Members about a suitable date. The suitable date will be presented to Council at the 18 April 2018 Meeting.

For the Committee's reference, the Audit Committee Meetings were adopted by Council via resolution at the 25 October 2017 meeting:

**223/2017 RESOLVED (Selina Ashley/Keith Rory)**

**Carried**

**(a) That Council approve the scheduled Ordinary Meetings of Council 2018 meeting dates and locations: -**

- **Wednesday, 28<sup>th</sup> February 2018** (Jilkmिंगgan)
- **Wednesday, 18<sup>th</sup> April 2018** (Barunga)
- **Wednesday, 27<sup>th</sup> June 2018** (Katherine)
- **Wednesday, 25<sup>th</sup> July 2018** (Ngukurr)
- **Wednesday, 26<sup>th</sup> September 2018** (Bulman)
- **Wednesday, 31<sup>st</sup> October 2018** (Mataranka)
- **Wednesday, 19<sup>th</sup> December 2018** (Katherine)

**(b) That Council approve the scheduled Finance Committee 2018 meeting dates, located in Katherine: -**

- **Wednesday, 31<sup>st</sup> January 2018**
- **Wednesday, 28<sup>th</sup> March 2018**
- **Wednesday, 30<sup>th</sup> May 2018**
- **Wednesday, 29<sup>th</sup> August 2018**
- **Wednesday, 28<sup>th</sup> November 2018**

**(c) That Council approve the scheduled Audit Committee 2018 meeting dates, located in Katherine: -**

- **Wednesday, 7<sup>th</sup> February 2018**
- **Wednesday, 9<sup>th</sup> May 2018**
- **Wednesday, 19<sup>th</sup> September 2018**
- **Wednesday, 7<sup>th</sup> November 2018**

**(d) That Council approve the scheduled Local Authority 2018 meeting dates.**

**(e) That Council approve the scheduled Community 2018 meeting dates for Daly Waters, Larrimah and Urapunga.**

**8/2018 RESOLVED (Geoff Bishop/Owen Turner)**

**Carried**

**(a) That the Finance Committee rescinds OMC resolution 7/2018 (c) pertaining to 21 March 2018 Audit Committee Meeting;**

Break for lunch 10:00 am

Return from lunch 10:28 am

## 16.2 NEW FUNDING AND GRANT CO CONTRIBUTION

### Can Crusher for Mataranka Regional Recycling Centre

The grant provides \$30,000 (GST Excl) for the purchase of a can crusher to be used at the Mataranka Regional Recycling Centre. Council is requested to approve the co-contribution of \$24,395 (GST Excl) in its budget.

### Ngukurr Smimming Pool

The grant provides \$173,853 (GST Excl) for repairs and upgrades to the Ngukurr Swimming Pool. The co-contribution of \$114,262 (GST Excl) will be deferred to the Ngukurr LA meeting, to be held on 11 April 2018, to seek consideration of the co-contribution. Council will make an in-kind contribution of \$26,193 (GST Excl).

Grant amount requested	\$200,000
Total anticipated Project cost	\$288,115
Grant amount awarded	\$173,853
Cash contribution (LAPF)	\$114,262
Project Management & Admin	\$26,193 (10% of total project cost)
<b>Total anticipated Project cost</b>	<b>\$288,115</b>

### Barunga Oval Lights

The Finance Committee is requested to give in principal approval of the draft funding agreement for the purchase of oval lights in Barunga..

### Growth Centre and Transport Freight Hub Project

The Commonwealth grant provides \$1,000,000 (GST Excl) under the National Stronger Regions Fund for the upgrade and improvement of heavy vehicle turning routes in Ngukurr and Numbulwar. Council is requested to allocate \$311,975 (GST exclusive) in its budget to this project.

9/2018 RESOLVED (Geoff Bishop/Samuel Evans)

Carried

- (a) That the Finance Committee Meeting accept funding of \$30,000 (GST Excl) and approve a co-contribution \$24,395 (GST Excl), for the purchase of a Can Crusher for Mataranka Regional Recycling Centre, by signing and dating two copies of the funding agreement.
- (b) That the Finance Committee accept the grant of \$173,853 (GST Excl), for repairs and upgrades to Ngukurr Swimming Pool, by signing and dating one copy of the Funding Agreement.
- (c) That the Finance Committee accept in principal the funding offer of approximately \$700,000 (GST Excl) from the NTG for the Barunga Oval Lights and delegate to the CEO the authority to execute the funding agreement.
- (d) That the Finance Committee approves a co-contribution of \$311,975 to the Ngukurr and Numbulwar Freight Hubs as required under the funding agreement.

**16.3 GRANTS AGREEMENT AFL MENS COMPITITION**

10/2018 RESOLVED (Owen Turner/Geoff Bishop) Carried

- (a) That the Finance Committee Receive and note the grant agreement of \$10,000 from the department of chief minister for the AFL Champions workshop 2018.

**16.4 UPDATE NDIS**

11/2018 RESOLVED (Samuel Evans/Owen Turner) Carried

- (a) That the Finance Committee receive and note the verbal report on NDIS.

**16.5 UPDATE BARUNGA LIGHTS**

12/2018 RESOLVED (Owen Turner/Samuel Evans) Carried

- (a) That the Finance Committee receive and note the verbal report on the update on Barunga Lights.

**16.6 LGANT FORUM**

13/2018 RESOLVED (Geoff Bishop/Owen Turner) Carried

- (a) That the Finance Committee approve the attendance of Councillor Turner, Councillor Murrungun, Deputy Mayor Helen Lee and Councillor Evans to the LGANT forum 12- 13 April 2018.

Cr Judy MacFarlane left the meeting, the time being 10:51 AM

Cr Judy MacFarlane returned to the meeting, the time being 10:54 AM

**17.CONFIDENTIAL SESSION****DECISION TO MOVE TO CONFIDENTIAL SESSION**

14/2018 RESOLVED (Samuel Evans/Geoff Bishop) Carried

Members of the press and public be excluded from the meeting of the Confidential Session and access to the correspondence and reports relating to the items considered during the course of the Confidential Session be withheld. This action is taken in accordance with Section 65(2) of the Local Government Act, 2008 as the items lists come within the following provisions:-

- 1.1 Minutes of Previous Confidential Session Finance Committee Meeting -** *The report will be dealt with under Section 65(2) (ci) (e) of the Local Government Act 2008 and Regulation 8 of the Local Government (Administration) Regulations 2008. It contains information that would, if publicly disclosed, be likely to cause commercial prejudice to, or confer an unfair commercial advantage on any person; AND information provided to the council on condition that it be kept confidential.*
- 2.2 Use of Council Seal - Licence to Occupy Mungoorbada Aboriginal Corporation properties in Robinson River for CDP -** *The report will be dealt with under Section 65(2) (ci) (ciii) of the Local Government Act 2008 and Regulation 8 of the Local Government (Administration) Regulations 2008. It contains information that would, if publicly disclosed, be likely to cause commercial prejudice to, or confer an unfair commercial advantage on any person; AND information that would, if publicly disclosed, be likely to prejudice the interests of council or some other person.*

### **17.1 MINUTES OF PREVIOUS CONFIDENTIAL SESSION FINANCE COMMITTEE MEETING**

15/2018 RESOLVED (Owen Turner/Samuel Evans) Carried

- (a) That the Finance Committee receive and note the minutes of the Confidential Session Finance Committee Meeting held on Wednesday 31st January 2018.

### **17.2 USE OF COUNCIL SEAL - LICENCE TO OCCUPY MUNGOORBADA ABORIGINAL CORPORATION PROPERTIES IN ROBINSON RIVER FOR CDP**

16/2018 RESOLVED (Geoff Bishop/Samuel Evans) Carried

- (a) That the Finance Committee approved the use of the Council Seal for the Licence to Occupy for Mungoorbada Aboriginal Corporation properties in Robinson River

### **17.3 COMMUNITY DEVELOPMENT PROGRAM**

17/2018 RESOLVED (Geoff Bishop/Samuel Evans) Carried

- (a) That the Finance Committee receive and note the report on the proposal for CDP services to Victoria Daly Regional Council.

### **RESUMPTION OF MEETING**

18/2018 RESOLVED (Owen Turner/Samuel Evans) Carried

That the decisions of Confidential Session be noted as follows:-

**CLOSE OF MEETING**

The meeting terminated at 11:20 am.

THIS PAGE AND THE PRECEDING 38 PAGES ARE THE MINUTES OF THE Finance Committee HELD ON Wednesday, 28 March 2018 AND CONFIRMED Wednesday, 30 May 2018.

---

Mayor Judy MacFarlane

**CORPORATE GOVERNANCE DIRECTORATE REPORT**

<b>ITEM NUMBER</b>	13.1
<b>TITLE</b>	Grants: Grants Agreements for signing
<b>REFERENCE</b>	748280
<b>AUTHOR</b>	Josh Chevailier-Brine, Grants Coordinator

**RECOMMENDATION**

- (a) That the Finance Committee accept the funding offer of \$100,000 (GST Exclusive) from the Department of Tourism and Culture, by signing, dating and affixing the Common Seal to one copy of the Funding Agreement.
- (b) That the Finance Committee accept the funding offer of \$200,000 (GST Exclusive) from the National Disability Insurance Agency, by signing and dating one copy of the Funding Agreement.
- (c) That the Finance Committee accept the funding offer of \$396,016 (GST Exclusive) from the Department of Health, by signing and dating one copy of the Funding Agreement.
- (d) That the Finance Committee accept the funding offer of \$5,064,753 (GST Exclusive) from the Department of Education and Training, by signing and dating one copy of the Funding Agreement.

**BACKGROUND****Mataranka Library, Museum and Tourist Information Centre**

The Northern Territory Government has provided funding \$100,000 (GST Exclusive) for refurbishments and upgrades to the Mataranka Library, Museum and Tourist Information Centre.

**NDIS Information, Linkages, and Capacity Building**

The Commonwealth Government has provided funding of \$200,000 (GST Exclusive) to deliver the Activity for one year. The Activity Plan will be drafted following execution of the Funding Agreement. It is anticipated that the grant will fund the employment of a Level 6 Coordinator to project manage the Activity to completion, inclusive of travel to Communities for consultation with Council staff and People with Disability and their family members.

**Commonwealth Home Support Program**

The Commonwealth Government has provided funding of \$396,016 (GST Exclusive) over FY2018-FY2020 (2 years). The CHSP provides entry-level home support for frail older people who need assistance to keep living independently.

**Community Child Care Fund**

The Commonwealth Government has provided funding of \$5,064,753 (GST Exclusive) over FY2018-FY2022 (5 years). The Fund supports Council's child care services in Manyalluluk, Jilkminggan, and Beswick.

**ISSUES/OPTIONS/SWOT**

Nil

**FINANCIAL CONSIDERATIONS**

Nil

**ATTACHMENTS:**

There are no attachments for this report.

**CORPORATE GOVERNANCE DIRECTORATE REPORT**

<b>ITEM NUMBER</b>	13.2
<b>TITLE</b>	FINANCE - RGRC FINANCIAL REPORT AS AT 30th APRIL 2018
<b>REFERENCE</b>	<b>748726</b>
<b>AUTHOR</b>	Lokesh Anand, Finance Manager

**RECOMMENDATION**

- (a) **That the Finance Committee receive and note the financial reports as at 30<sup>th</sup> April 2018.**

**BACKGROUND**

Attached are the financial reports for Roper Gulf Regional Council as at 30<sup>th</sup> April 2018, including:

- Balance Sheet
- Income and expenditure report by service group
- Income and expenditure report by account category
- Cash-at-bank Statement & 12-month graph on cash balances
- Expenditure reports for all communities

Balance sheet has been prepared as per prevailing accounting standard, practice and in compliance with the applicable Local Government Act. Revenue and Expenditure statement as at the end of April 2018 shows a surplus of \$ 11.1 M. Our bank balance as at 30<sup>th</sup> April is \$ 25.3 M.

Budget preparation for 2018-19 financial years is in progress and a draft budget is presented in a separate report. The auditors were on site from week of 24<sup>th</sup> May for Interim Audit. Second budget revision for 2017-18 financial year is completed and a separate report is presented. The FBT return has been completed and lodged with ATO.

**ISSUES/OPTIONS/SWOT****Interpretation of Debtors and Creditors****Debtors**

The summary below shows the amount of debtors outstanding for the current and the prior month.

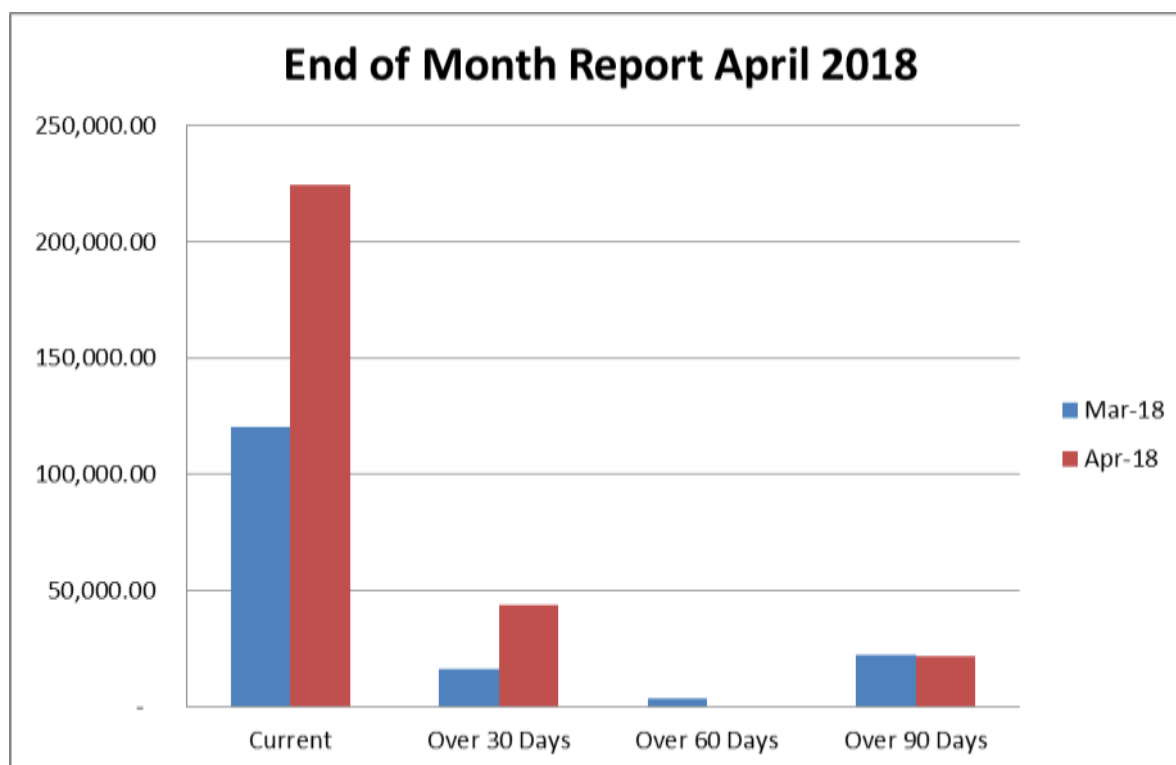
See attached: Aged Analysis – Detailed Report – Accounts Receivable 30<sup>th</sup> April 2018

As at 30<sup>th</sup> April 2018 \$ 289,166.89 is outstanding. Comparatively, at 31<sup>st</sup> March 2018, the total debt outstanding was \$ 162,547.70. During this month, debtors have shown an overall increase from March 2018 to April 2018 by \$ 126,619.19

**AR Age Analysis**

Debtors	March-18	April-18
---------	----------	----------

<b>Current</b>	<b>120,373.89</b>	<b>74.10%</b>	<b>224,202.88</b>	<b>77.54%</b>
<b>Over 30 days</b>	<b>16,285.00</b>	<b>10.10%</b>	<b>43,532.36</b>	<b>15.06%</b>
<b>Over 60 days</b>	<b>3,457.16</b>	<b>2.00%</b>		
<b>Over 90 days</b>	<b>22,431.65</b>	<b>13.80%</b>	<b>21,431.65</b>	<b>7.40%</b>
	<b>162,547.70</b>		<b>289,166.89</b>	
<b>Less: Unapplied Credits</b>	<b>13,804.23</b>		<b>13,270.41</b>	
<b>Total Actual Outstanding</b>	<b>148,743.47</b>		<b>275,896.48</b>	



### Top 10 AR Debtors – April 2018

A/C	Description	Balances	Status	Reason
00114	Dept. of Housing and Community Development	\$136,430.98	Current	Tenancy Management
01224	McArthur River Mine Community Benefits Trust	\$20,000.00	Over 30 Days	Animal Health & Wellbeing Program- Follow up in progress
00328	Power and Water Corporation	\$17,640.79	Current	Day to Day Operations Eva Valley & Jilk
01348	Business Development Business NT	\$14,850.00	Over90 Days	NDIS Consulting Fee – Follow up in Progress
01345	Parkreef Holdings Pvt Ltd(Watermark)	\$14,693.72	Over 30 Days & Current	Purchase of Fuel & Accommodation- Follow up in progress
00121	Dept. of Infrastructure, Planning & Logistics	\$ 11,599.92	Current	Slashing & Litter Collection
00815	Remote Civil Pty Ltd	\$ 11,011.00	Current	Hire of Excavator



00975	AOT Hotels	\$ 9,800.00	Over 30 Days & Current	Accommodation-Follow up in progress
00868	Dept. of Infrastructure, Planning & Logistics-Tenant Creek	\$ 8,407.99	Current	Airstrip Maintenance
00359	Sunrise Health	\$ 7,345.00	Current	Rental Lease & Accommodation, Lawn Mowing

### Rates & Refuse Outstanding– April 2018

Financial Year	Financial Year Balance	Percentage of total Owning
2008/2009	\$ 27,189.21	10.80 %
2009/2010	\$ 4,765.51	1.89 %
2010/2011	\$ 5,825.76	2.31 %
2011/2012	\$ 4,998.31	1.99 %
2012/2013	\$ 5,633.23	2.24 %
2013/2014	\$ 13,247.39	5.26 %
2014/2015	\$ 66,495.54	26.41 %
2015/2016	\$ 20,427.82	8.11 %
2016/2017	\$ 28,708.05	11.40 %
2017/2018	\$ 74,471.69	29.58 %
Total	\$ 251,762.51	100.00%

The rates department is working in recovering the outstanding rates and charges. Last month the outstanding for rates & charges were \$ 253,758.94

## Creditors

The summary below shows the amount of creditors outstanding for the current month.

See attached: Aged Analysis Report – Detailed Report – Accounts Payable 30<sup>th</sup> April 2018.

As at 30<sup>th</sup> April 2018, \$315,911.61 in creditors is outstanding.

The Accounts Payable age analysis report depicts the following:

Creditors	Amount	
Current	\$176,626.59	51%
Over 30 days	\$11,511.71	3%
Over 60 days	\$0.00	0%
Over 90 days	\$157,255.98	46%
<b>Total outstanding amount (Including Overdue)</b>	<b>\$345,394.28</b>	
<b>Less: Unapplied Credits</b>	<b>-\$29,482.67</b>	
<b>TOTAL ACTUAL OUTSTANDING</b>	<b>\$315,911.61</b>	

Unapplied items appearing as a result of time difference and have no effect in the financial statement.

Following are the details of suppliers from whom invoices over \$10,000 were received and entered during the month of April 2018:

<b>Acc. #</b>	<b>Description</b>	<b>Amount</b>	<b>Transaction</b>
10117	ELDERS RURAL SERVICES	<b>\$23,500.00</b>	LOT 28 STIRLING MATARANKA DEPOSIT
10054	PUMA ENERGY AUSTRALIA	<b>\$29,207.29</b>	NUMBULWAR BULK FUEL ORDER
10220	EMERGE IT	<b>\$17,160.00</b>	SATELLITE DATA SERVICE BORROLOOLA CDP
10189	KATHERINE TOYOTA	<b>\$360,502.59</b>	Vehicle purchases under CAPEX
10244	POWER WATER	<b>\$32,108.09</b>	LOT 293 & 297 NGUKURR WATER & SEWERAGE
10280	TELSTRA CORPORATION	<b>\$47,619.00</b>	BORROLOOLA BUSINESS HUB NETWORK SETUP
10289	TOP END RURAL SUPPLIES	<b>\$11,490.92</b>	BARUNGA CBF IRRIGATOR
10507	ALAWA	<b>\$180,372.15</b>	NIGHT PATROL & NT OPS
12544	TITAN PLANT HIRE	<b>\$22,947.10</b>	NGUKURR WHEEL LOADER HIRE
12751	TONKIN CONSULTING	<b>\$14,983.93</b>	BUILDING ASSET CONDITION ASSESSMENT
13372	Northern Building & Property Services	<b>\$12,361.27</b>	LOT 31 BESWICK SECURITY SCREENS
13501	PROMOTOR TRAILERS	<b>\$22,000.00</b>	NTEPA GRANT RECYCLING TRAILERS
12781	WRIGHT EXPRESS AUSTRALIA	<b>\$15,526.62</b>	FUEL CARDS MARCH 2018
12990	IED TRUST	<b>\$11,649.12</b>	MONTHLY LEASED VEHICLES
13492	GULF SAVANNAH NT	<b>\$40,569.06</b>	CDP TRANSITION BORROLOOLA
		<b>\$841,997.14</b>	

All entered amount has already been paid and settled.

### **FINANCIAL CONSIDERATIONS**

Nil

### **ATTACHMENTS:**

1 Council Report 30.04.2018.pdf

# Roper Gulf Regional Council

## Balance Sheet as at 30.04.2018



ASSETS		LIABILITIES	
<b>Current Assets</b>		<b>Current Liabilities</b>	
Cash	12,440,951	Accounts payable	315,912
Accounts receivable (less doubtful accounts)	275,896	Taxes payable	82,346
Rates & Waste Charges Receivable	-96,164	Accrued Expenses	0
Inventory	251,763	Provisions	1,606,095
Investments	218,676	Other Current Liabilities	220,024
Other current assets	11,000,000	Suspense accounts	0
<b>Total Current Assets</b>	<b>24,357,719</b>	<b>Total Current Liabilities</b>	<b>2,224,376</b>
<b>Less: Unexpended Tied Grants</b>	<b>4,991,199</b>		
<b>Available Untied Current Assets</b>	<b>19,366,520</b>		
<b>Non-current Assets</b>		<b>Total Current Liabilities</b>	<b>2,224,376</b>
Land	3,991,287		
Buildings (less accumulated depreciation)	79,680,961	<b>Long-term Liabilities</b>	
Fleet, Plant, Infrastructure and Equip (less accumulated depreciation)	-43,606,800	Other long-term liabilities	573,693
Furniture and fixtures	35,161,659		573,693
(less accumulated depreciation)	-23,405,608	<b>Total Liabilities</b>	<b>2,798,069</b>
Work in Progress assets	135,898		
Other non-current assets	-133,013	<b>EQUITY</b>	
<b>Total Non-current Assets</b>	<b>2,378,195</b>	Retained earnings	75,762,227
		<b>Total Shareholders' Equity</b>	<b>75,762,227</b>
<b>TOTAL ASSETS</b>	<b>78,560,296</b>	<b>TOTAL LIABILITIES &amp; EQUITY</b>	<b>78,560,296</b>

Working Capital  
\$22,133,343  
\$17,142,144

Balance Sheet Check

OK

**RATIOS**

Current Ratio	10.95	Effective	8.71
Quick Ratio	10.85		
Cash Ratio	10.54		

G:\Finance Department - admin files\Lokesh\Council Reports\FY 2017-18\10.Apr - 2017-18\Report\_Income Statement by Service Group

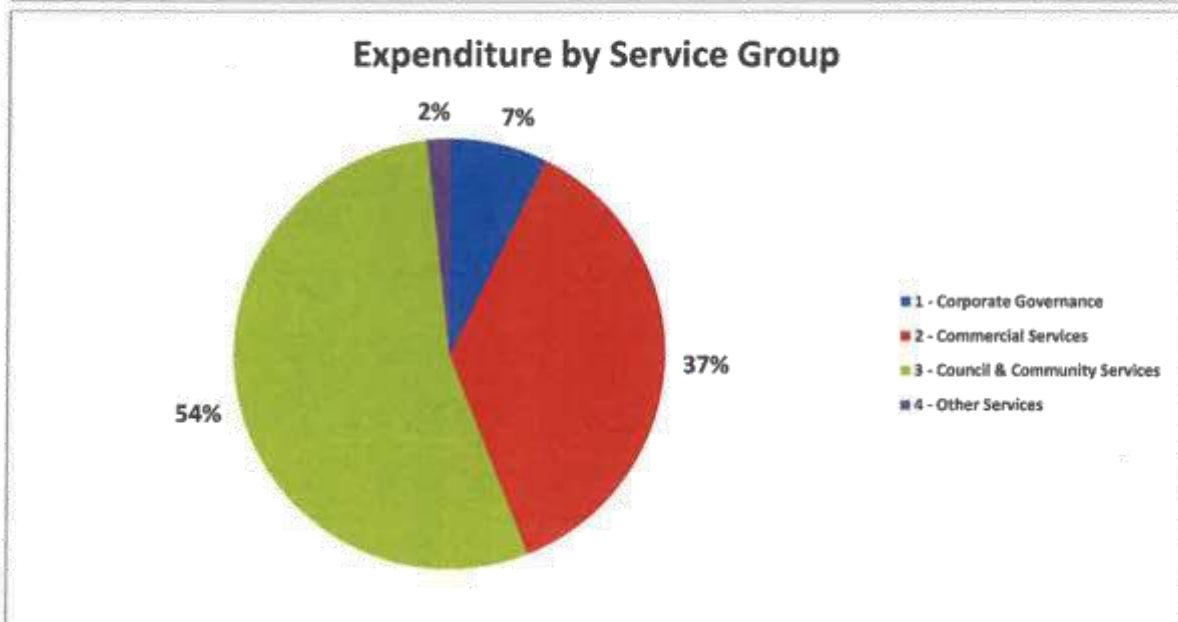
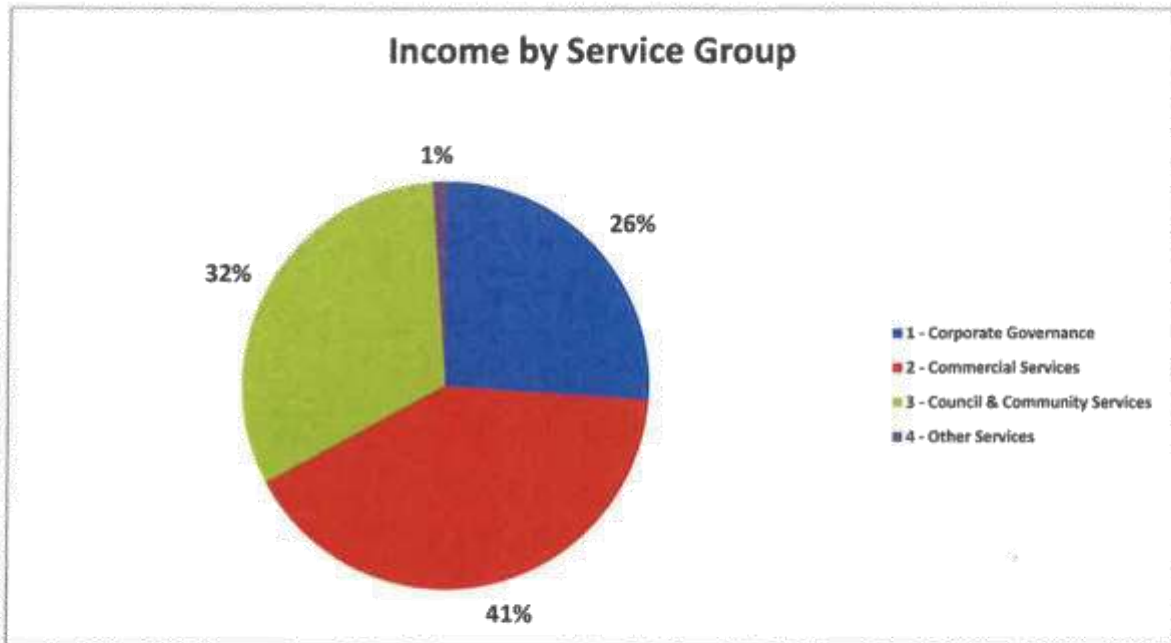
## Roper Gulf Regional Council

Income & Expenditure Report as at  
30-April-2018  
for the year 2017-2018



	18GLACT Year to Date Actual (\$)	18GLBUD1 Year to Date Budget (\$)	Variance (\$)	18GLBUD1 Full Year Budget (\$)
<b>Income</b>				
1 - Corporate Governance	9,371,234	8,387,725	983,509	10,065,270
2 - Commercial Services	14,744,287	12,790,905	1,953,382	15,349,086
3 - Council & Community Services	11,415,539	10,549,114	866,426	12,658,937
4 - Other Services	396,559	10,613	385,946	12,736
<b>Total Income</b>	<b>35,927,619</b>	<b>31,738,357</b>	<b>4,189,262</b>	<b>38,086,029</b>
<b>Carried Forwards</b>				
81 - Accumulated Surplus Deficit	5,045,811	8,129,751	-3,083,940	9,755,701
<b>Total Carried Forwards</b>	<b>5,045,811</b>	<b>8,129,751</b>	<b>-3,083,940</b>	<b>9,755,701</b>
<b>Total Available Funds</b>	<b>40,973,430</b>	<b>39,868,108</b>	<b>1,105,322</b>	<b>47,841,730</b>
<b>Expenditure</b>				
1 - Corporate Governance	2,168,501	5,275,657	-3,107,157	6,330,789
2 - Commercial Services	10,960,286	12,540,102	-1,579,816	15,048,122
3 - Council & Community Services	16,188,036	20,065,146	-3,877,110	24,078,176
4 - Other Services	524,535	852,898	-328,363	1,023,478
<b>Total Expenditure</b>	<b>29,841,358</b>	<b>38,733,803</b>	<b>-8,892,446</b>	<b>46,480,564</b>
<b>Surplus/(Deficit)</b>	<b>11,132,073</b>	<b>1,134,305</b>	<b>9,997,768</b>	<b>1,361,166</b>
<b>Capital Expenditure</b>				
1 - Corporate Governance	3,072,705	4,793,431	-1,720,726	5,752,115
2 - Commercial Services	169,094	0	169,094	0
3 - Council & Community Services	1,449,802	0	1,449,802	0
4 - Other Services	-2,313,406	37,208	-2,350,614	44,650
<b>Total Capital Expenditure</b>	<b>2,378,195</b>	<b>4,830,639</b>	<b>-2,452,444</b>	<b>5,796,765</b>

G:\Finance Department - admin files\Lokesh\Council Reports\FY 2017-18\10.Apr - 2017-18\Report\_Income Statement by Service Group



G:\Finance Department - admin files\Lokesh\Council Reports\FY 2017-18\10.Apr - 2017-18\Report\_Income Statement by Nat Acc  
by Account

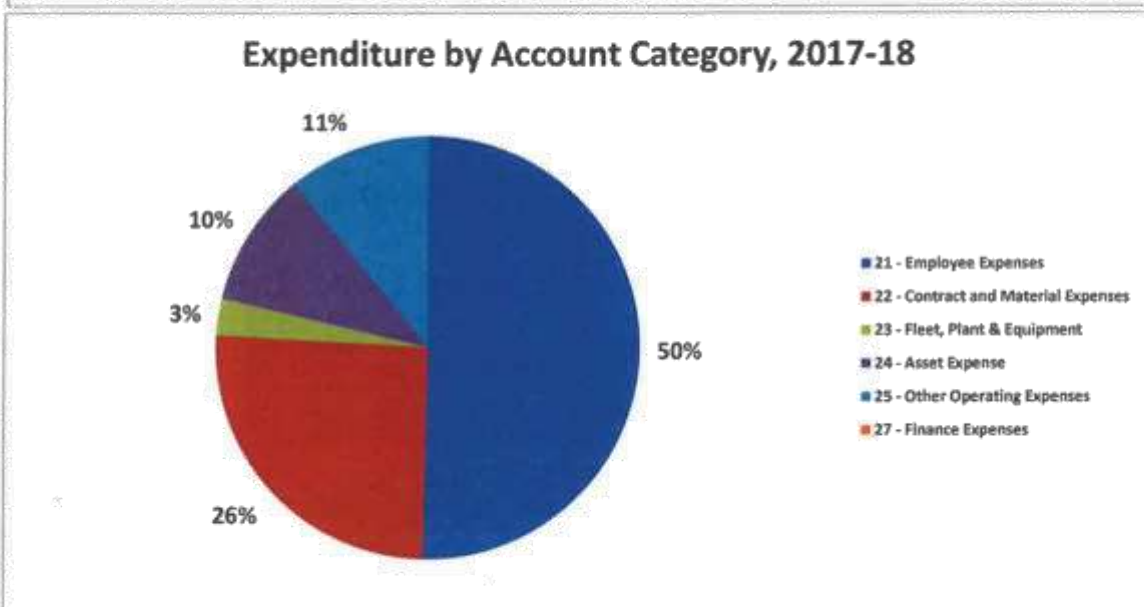
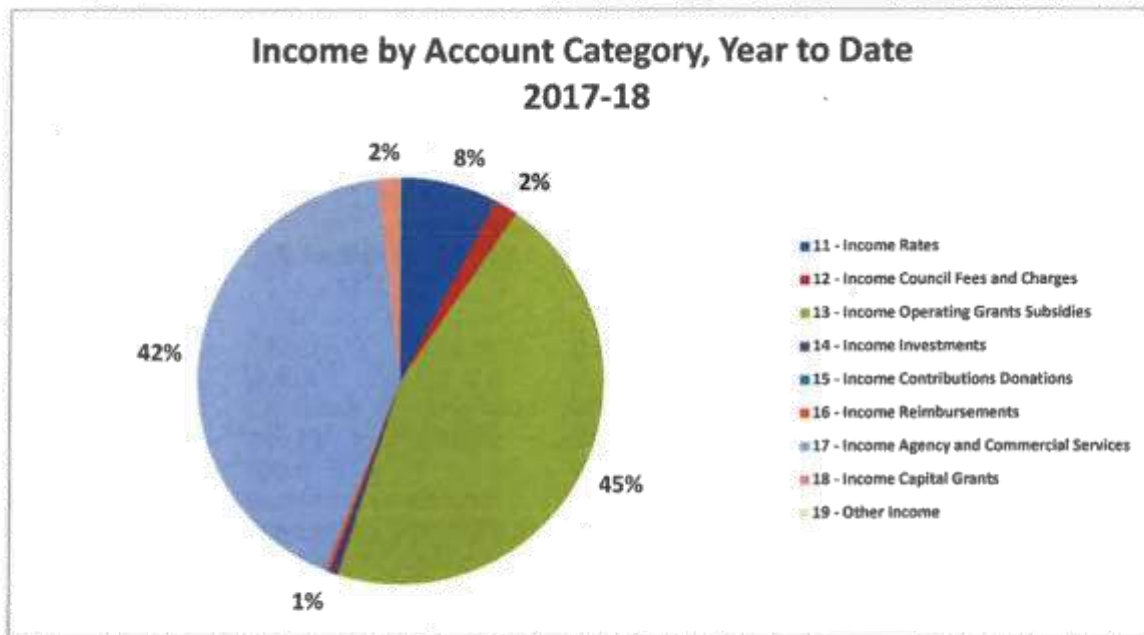
## Roper Gulf Regional Council

Income & Expenditure Report as at  
30-April-2018  
for the year 2017-2018



	18GLACT	18GLBUD1		18GLBUD1
	Year to Date	Year to Date	Variance (\$)	Full Year Budget
	Actual (\$)	Budget (\$)		(\$)
<b>Income</b>				
11 - Income Rates	2,765,750	2,346,456	419,294	2,815,747
12 - Income Council Fees and Charges	689,810	670,131	19,680	804,157
13 - Income Operating Grants Subsidies	16,268,187	14,449,912	1,818,275	17,339,894
14 - Income Investments	256,655	183,333	73,322	220,000
15 - Income Contributions Donations	4,091	0	4,091	0
16 - Income Reimbursements	97,798	10,210	87,588	12,252
17 - Income Agency and Commercial Servi	15,182,829	13,970,848	1,211,981	16,765,017
18 - Income Capital Grants	617,989	10,613	607,376	12,736
19 - Other Income	44,510	96,854	-52,344	116,225
<b>Total Income</b>	<b>35,927,619</b>	<b>31,738,357</b>	<b>4,189,262</b>	<b>38,086,029</b>
<b>Carried Forwards</b>				
81 - Accumulated Surplus Deficit	5,045,811	8,129,752	-3,083,940	9,755,701
<b>Total Carried Forwards</b>	<b>5,045,811</b>	<b>8,129,752</b>	<b>-3,083,940</b>	<b>9,755,701</b>
<b>Total Available Funds</b>	<b>40,973,430</b>	<b>39,868,108</b>	<b>1,105,322</b>	<b>47,841,730</b>
<b>Expenditure</b>				
21 - Employee Expenses	15,033,496	18,203,252	-3,169,756	21,843,903
22 - Contract and Material Expenses	7,623,738	11,830,163	-4,206,425	14,196,196
23 - Fleet, Plant & Equipment	844,318	1,038,051	-193,733	1,245,661
24 - Asset Expense	3,092,230	3,696,333	-604,103	4,435,599
25 - Other Operating Expenses	3,235,941	3,956,029	-720,089	4,747,235
27 - Finance Expenses	11,635	9,975	1,660	11,970
<b>Total Expenditure</b>	<b>29,841,358</b>	<b>38,733,803</b>	<b>-8,892,446</b>	<b>46,480,564</b>
<b>Surplus/(Deficit)</b>	<b>11,132,073</b>	<b>1,134,305</b>	<b>9,997,768</b>	<b>1,361,166</b>
<b>Capital Expenditure</b>				
53 - WIP Assets	2,378,195	4,830,639	-2,452,444	5,796,765
<b>Total Capital Expenditure</b>	<b>2,378,195</b>	<b>4,830,639</b>	<b>-2,452,444</b>	<b>5,796,765</b>

G:\Finance Department - admin files\Lokesh\Council Reports\FY 2017-18\10.Apr - 2017-18\Report\_Income Statement by Nat Acc by Account



# Roper Gulf Regional Council

## Actual cash at bank as at 30th April 2018



**Bank:**

- Commonwealth - Business 10313307  
*Monthly interest earned*
- Commonwealth - Operating 10313294  
*Monthly interest earned*
- Commonwealth - Trust 103133315  
*Monthly interest earned*
- Commonwealth - Numbulwar Fuel - 590210381211  
*Monthly interest earned*
- National Australia Bank - Term Deposit  
*Monthly interest earned*
- National Australia Bank - Term Deposit  
*Monthly interest earned*
- Credit Union Australia - Term Deposit  
*Monthly interest earned*
- Rural Bank - Term Deposit  
*Monthly interest earned*

**Closing balance as at 30th April 2018**

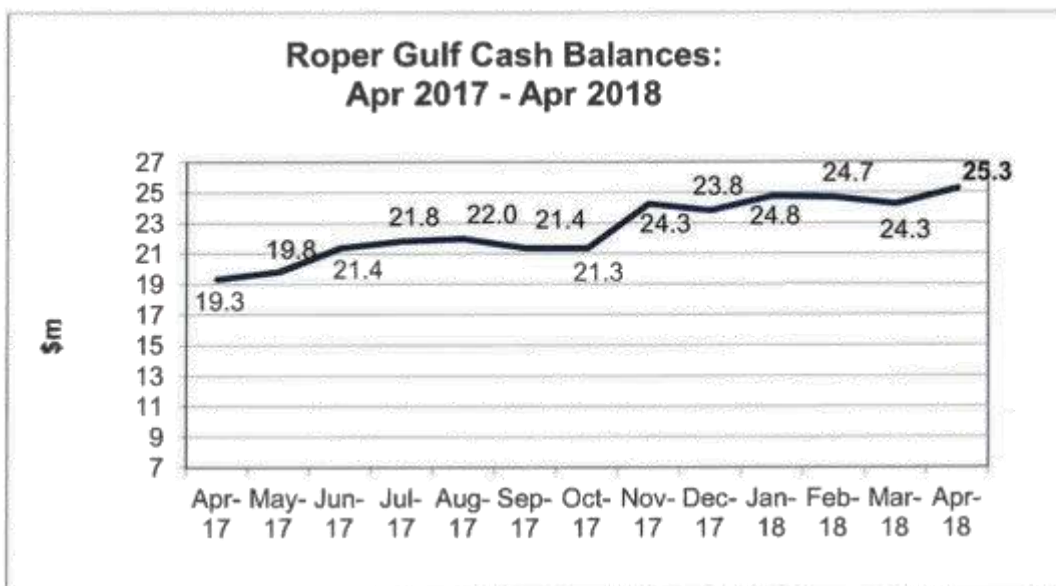
\$12,338,825.68
<b>\$7,894.98</b>
\$56,847.45
<b>\$119.14</b>
\$1,266.90
<b>\$156.97</b>
\$1,854,610.03
<b>\$1,064.31</b>
\$2,000,000.00
<b>\$0.00</b>
\$4,000,000.00
<b>\$0.00</b>
\$3,000,000.00
<b>\$0.00</b>
\$2,000,000.00
<b>\$0.00</b>

**Total Cash at Bank**

**\$25,251,550.06**

**Total Interest Earned to date**

**\$256,655.16**



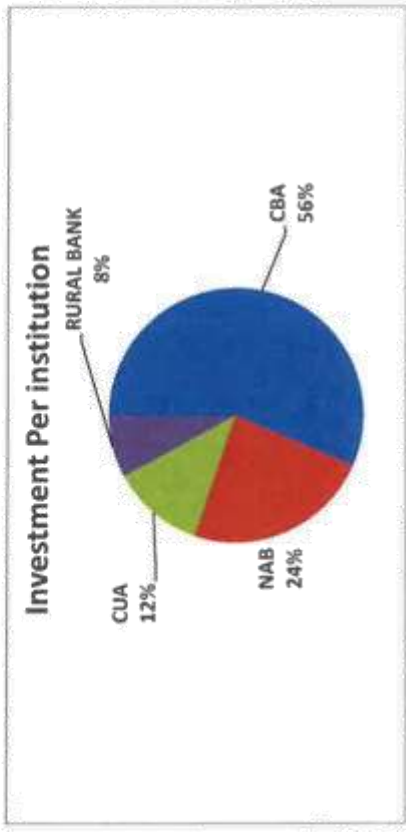
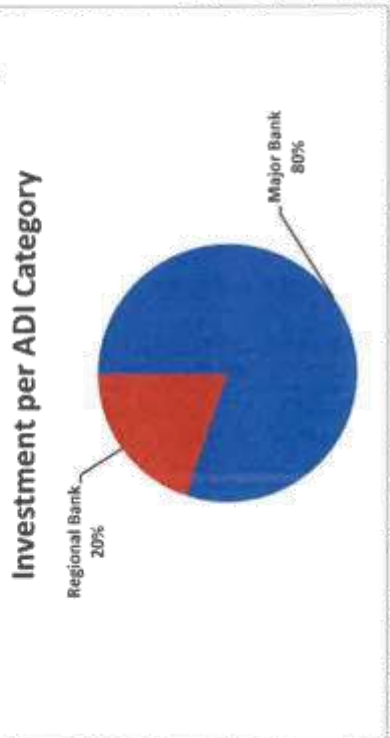
**Note: The "Total Cash at Bank" is the actual Money in the Bank at 30th April. It varies from Book Balance due to Unpresented Cheques and Outstanding Deposits.**



**Roper Gulf Regional Council**  
**Investment Report**  
**as at 30th April 2018**



Classification of ADI's Under policy	Authorised Deposit-taking institution	Amount	% of Exposure	Rating	Lodgement Date	Maturity Date	Interest on Maturity	Interest rate	Within Diversification Limits
Major Bank	Commonwealth Bank - Working capital	\$14,251,550	56.44%	A1+/AA-					
	<b>Investments (Deposits)</b>								
Major Bank	National Australia Bank	\$2,000,000	7.92%	AA2/AA-	5/02/2018	28/06/2018	19,432.33	2.48%	
Major Bank	National Australia Bank	\$4,000,000	15.84%	AA2/AA-	4/04/2018	28/06/2018	23,660.28	2.54%	
Regional Bank	Credit Union Australia	\$3,000,000	11.88%	A2/BBB	4/04/2018	3/10/2018	38,893.15	2.60%	
Regional Bank	Rural Bank	\$2,000,000	7.92%	A2/BBB+	30/04/2018	30/10/2018	28,076.71	2.80%	
<b>Total cash and investments held</b>		<b>\$25,251,550</b>	<b>100.00%</b>						



## Communitywise Expenditure Summary as at 30th April 2018

Location	HQ			Barunga			Beswick		
	Actual	Budget	%	Actual	Budget	%	Actual	Budget	%
Corporate Governance	484,441	1,660,817	29%	36,654	138,128	27%	131,649	372,706	35%
Commercial Services	264,255	169,575	156%	689,593	845,757	82%	1,084,368	1,319,157	82%
Council & Community Services	2,055,963	2,746,739	75%	1,025,161	1,270,923	81%	1,319,122	1,460,321	90%
Other Services	271,744	496,845	55%	217,654	-	0%	-	-	0%
<b>Total</b>	<b>3,076,404</b>	<b>5,073,975</b>	<b>61%</b>	<b>1,969,061</b>	<b>2,254,808</b>	<b>87%</b>	<b>2,535,138</b>	<b>3,152,183</b>	<b>80%</b>

Location	Borroloola			Bulman			Eva valley		
	Actual	Budget	%	Actual	Budget	%	Actual	Budget	%
Corporate Governance	219,977	408,535	54%	35,357	157,776	22%	59,509	91,940	65%
Commercial Services	1,069,821	1,485,718	72%	522,866	673,614	78%	232,049	269,014	86%
Council & Community Services	2,180,200	2,171,864	100%	1,129,410	1,368,136	83%	899,291	960,621	94%
Other Services	3,120	1,190	262%	-	10,613	0%	-	-	0%
<b>Total</b>	<b>3,473,118</b>	<b>4,067,306</b>	<b>85%</b>	<b>1,687,633</b>	<b>2,210,139</b>	<b>76%</b>	<b>1,190,849</b>	<b>1,321,575</b>	<b>90%</b>

Location	Jilkminggan			Mataranka			Hodgson Downs		
	Actual	Budget	%	Actual	Budget	%	Actual	Budget	%
Corporate Governance	14,394	169,614	8%	59,437	94,392	63%	368,593	403,759	91%
Commercial Services	711,393	874,565	81%	377,418	544,099	69%	936,696	13,167	7114%
Council & Community Services	1,124,089	1,358,720	83%	1,554,167	1,790,845	87%	166,333	166,229	100%
Other Services	-	-	0%	-	-	0%	-	-	0%
<b>Total</b>	<b>1,849,876</b>	<b>2,402,899</b>	<b>77%</b>	<b>1,991,022</b>	<b>2,429,337</b>	<b>82%</b>	<b>1,471,621</b>	<b>583,155</b>	<b>252%</b>

Location	Ngukurr			Other Locations		
	Actual	Budget	%	Actual	Budget	%
Corporate Governance	352,218	761,396	46%	115	750	15%
Commercial Services	2,021,278	2,410,059	84%	1,257,991	1,869,846	67%
Council & Community Services	2,833,582	3,493,497	81%	161,199	205,493	78%
Other Services	3,225	15,939	20%	21,343	7,839	272%
<b>Total</b>	<b>5,210,303</b>	<b>6,680,891</b>	<b>78%</b>	<b>1,440,647</b>	<b>2,083,927</b>	<b>69%</b>

# Roper Gulf Regional Council



## Income & Expenditure Report as at

30-April-2018

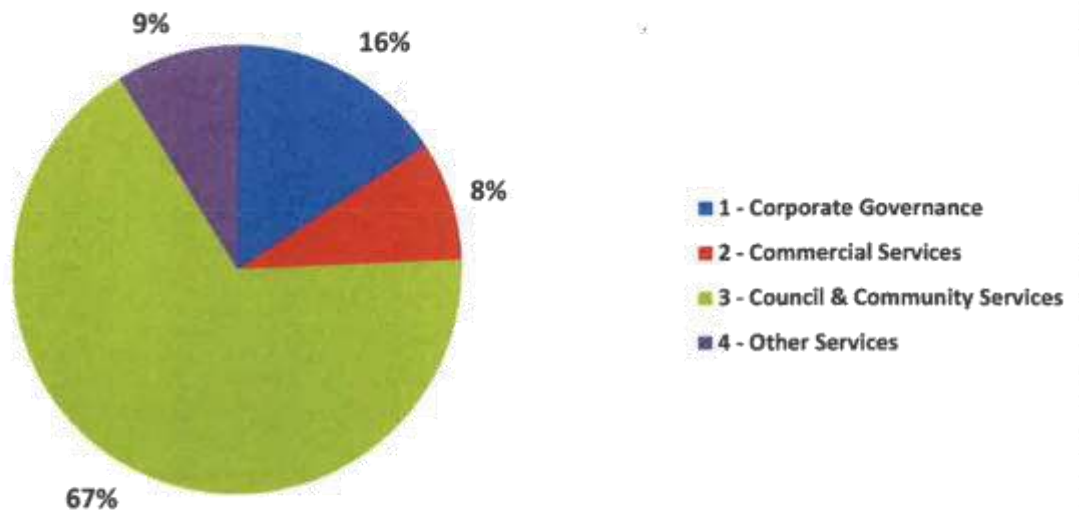
HQ

	18GLACT Year to Date Actual (\$)	18GLBUD1 Year to Date Budget (\$)	Variance (\$)	18GLBUD1 Annual Budget (\$)
<b>Expenditure by Service</b>				
1 - Corporate Governance	484,441	1,660,817	1,176,376	1,992,980
2 - Commercial Services	264,255	169,575	-94,680	203,488
3 - Council & Community Services	2,055,963	2,746,739	690,775	3,296,087
4 - Other Services	271,744	496,845	225,100	596,214
<b>Total Expenditure</b>	<b>3,076,404</b>	<b>5,073,975</b>	<b>1,997,572</b>	<b>6,088,768</b>
<b>Expenditure by Account Category</b>				
21 - Employee Expenses	5,284,871	6,035,108	750,237	7,242,129
22 - Contract and Material Expenses	1,946,359	2,544,876	598,517	3,053,850
23 - Fleet, Plant & Equipment	206,521	212,696	6,175	255,235
24 - Asset Expense	3,092,230	3,696,333	604,103	4,435,599
25 - Other Operating Expenses	1,726,581	2,066,564	339,982	2,479,875
27 - Finance Expenses	11,555	9,642	-1,913	11,570
31 - Internal Cost Allocations	-9,191,713	-9,491,242	-299,529	-11,389,491
<b>Total Expenditure</b>	<b>3,076,404</b>	<b>5,073,975</b>	<b>1,997,572</b>	<b>6,088,768</b>
<b>Expenditure by Activity</b>				
101 - Chief Executive	338,147	368,714	30,567	442,457
102 - Corporate Services Directorate and Admin	213,557	259,686	46,129	311,623
103 - Infrastructure and Technical Services Direct	174,131	144,475	-29,656	173,370
104 - Community Services Directorate and Admin	651	-1,080,624	-1,081,275	-1,296,749
105 - Financial Management	714,067	792,195	78,129	950,634
106 - General Council Operations	-1,988,449	-2,504,704	-516,254	-3,005,645
107 - Human Resources	880,374	1,012,690	132,316	1,215,228
108 - IT services	-34,942	45,626	80,568	54,751
109 - Asset Department	41,276	108,704	67,428	130,445
110 - Assets Management - Fixed Assets	-242,646	426,299	668,945	511,559
112 - HQ Development	29	0	-29	0
113 - Project Management	274,899	384,040	109,141	460,848
114 - Work Health and Safety	207,444	206,715	-730	248,058
115 - Asset Management - Mobile Fleet & Equipm	-1,047,887	-727,492	320,394	-872,991
130 - Governance	566,608	594,033	27,424	712,839
131 - Council and Elected Members	492,585	606,977	114,392	728,373
132 - Local Authority	385	5,666	5,281	6,800
133 - Local Elections	61,991	55,000	-6,991	66,000
134 - Community Grants	7,000	26,667	19,667	32,000
161 - Waste management	10,889	10,274	-615	12,328
170 - Australia Day	0	492	492	590
171 - Naidoc Week	3,550	5,434	1,884	6,521
200 - Local roads maintenance	447	0	-447	0
201 - Street lighting	0	8,317	8,317	9,980

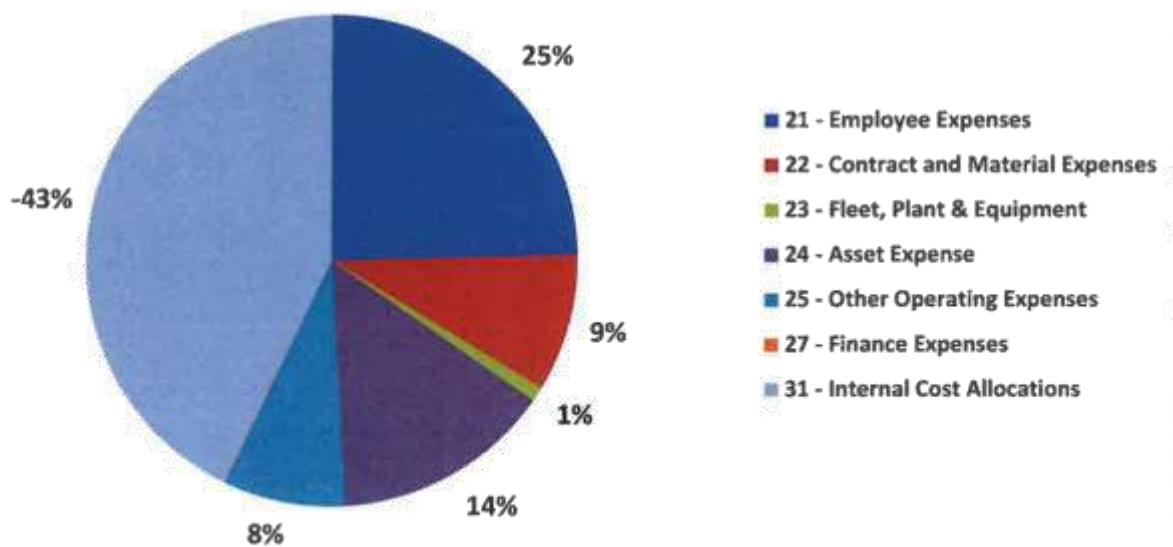
220 - Territory Housing Repairs and Maintenance	403,962	374,302	-29,660	449,163
221 - Territory Housing Tenancy Management Co	113,982	116,714	2,733	140,057
240 - Commercial Operations admin	318,225	198,208	-120,016	237,850
241 - Airstrip maintenance Contracts	164	0	-164	0
244 - Power Water contract	209	0	-209	0
246 - Commercial Australia Post	3,435	3,447	12	4,137
275 - Mechanical Workshop	202,344	-110,719	-313,063	-132,863
313 - CDP Central Administration	-1,195,985	210	1,196,196	252
314 - Service Fee - CDP	11,446	1,250	-10,196	1,500
320 - Outstation Services Admin	-62,570	143,386	205,956	172,063
322 - Outstations Housing Maintenance	178,190	151,598	-26,592	181,918
323 - Outstations municipal services	280,678	353,813	73,135	424,576
324 - Outstations Capital Infrastructure	9,526	17,988	8,462	21,585
340 - Community Services admin	32,765	61,233	28,469	73,480
341 - Commonwealth Aged Care Package	776	6,478	5,702	7,773
342 - Indigenous Aged Care Employment	30,839	-10,946	-41,785	-13,136
344 - Commonwealth Home Support Program	35,529	41,427	5,898	49,712
346 - Indigenous Broadcasting	25,076	25,825	748	30,990
347 - Creche	260	0	-260	0
348 - Library	14,448	14,645	198	17,574
350 - Centrelink	149,572	151,864	2,292	182,237
352 - Disability in Home Support	45,362	19,150	-26,212	22,980
355 - National Disability Insurance Scheme	228,842	359,006	130,164	430,807
381 - Animal Control	160,866	217,164	56,299	260,597
400 - Community Safety Admin and Management	-107,221	-109,366	-2,145	-131,239
401 - Night Patrol	581,801	696,855	115,054	836,226
404 - Indigenous Sports and Rec Program	177,547	105,669	-71,878	126,803
407 - Remote Sports and Recreation	142,307	214,664	72,357	257,596
414 - Drug and Volatile Substances	27,913	49,207	21,294	59,048
415 - Indigenous Youth Reconnect	320,136	276,523	-43,613	331,827
462 - 2014-19 Roads to Recovery	0	455,558	455,558	546,670
465 - SPG - IT UPGRADES	251,744	199,697	-52,048	239,636
479 - Territory Day Celebration	0	2,793	2,793	3,352
481 - Right Path Project	131	0	-131	0
483 - Office of Women's Policy	0	1,549	1,549	1,859
486 - Ngukurr, Numbulwar & Borroloola Feasibility	0	25,952	25,952	31,142
487 - Improving Strategic Local Roads Infrastructu	0	229,586	229,586	275,503
488 - NTEPA Environment Grant	20,000	40,062	20,062	48,074
<b>Total Expenditure</b>	<b>3,076,404</b>	<b>5,073,975</b>	<b>1,997,572</b>	<b>6,088,768</b>
<b>Capital Expenditure</b>				
5321 - Capital Purchase/Construct Buildings	534,238	833,333	299,095	1,000,000
5341 - Capital Purchases Plant & Equipment	115,563	112,500	-3,063	135,000
5371 - Capital Purchase Vehicles	635,008	300,000	-335,008	360,000
<b>Total Capital Expenditure</b>	<b>1,284,809</b>	<b>1,245,833</b>	<b>-38,976</b>	<b>1,495,000</b>

HQ

**Expenditure by Service Group**



**Expenditure by Account Category**



# Roper Gulf Regional Council



## Income & Expenditure Report as at

30-April-2018

Barunga (Bamyili)

18GLACT Year to Date Actual (\$)	18GLBUD1 Year to Date Budget (\$)	Variance (\$)	18GLBUD1 Annual Budget (\$)
--	---	------------------	-----------------------------------

### Expenditure by Service

1 - Corporate Governance	36,654	138,128	101,474	165,753
2 - Commercial Services	689,593	845,757	156,165	1,014,909
3 - Council & Community Services	1,025,161	1,270,923	245,763	1,525,108
4 - Other Services	217,654	0	-217,654	0
<b>Total Expenditure</b>	<b>1,969,061</b>	<b>2,254,808</b>	<b>285,748</b>	<b>2,705,771</b>

### Expenditure by Account Category

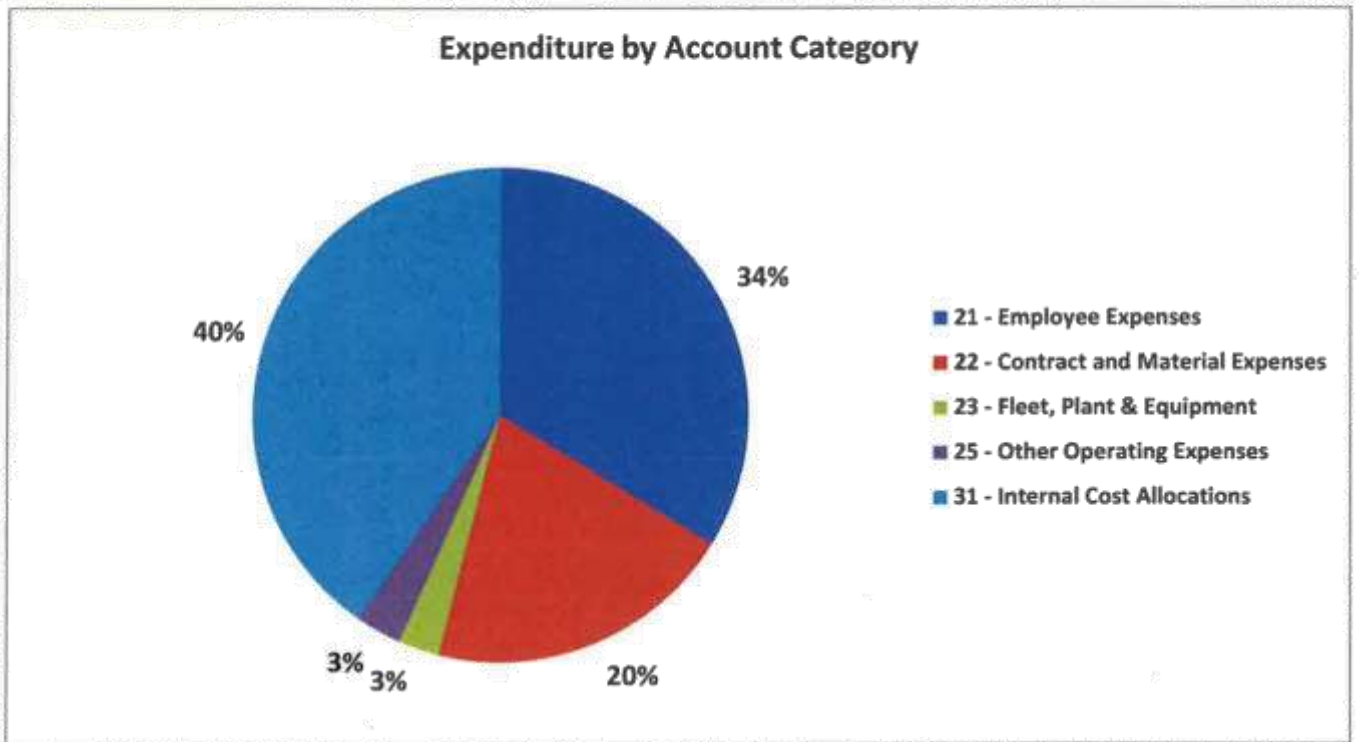
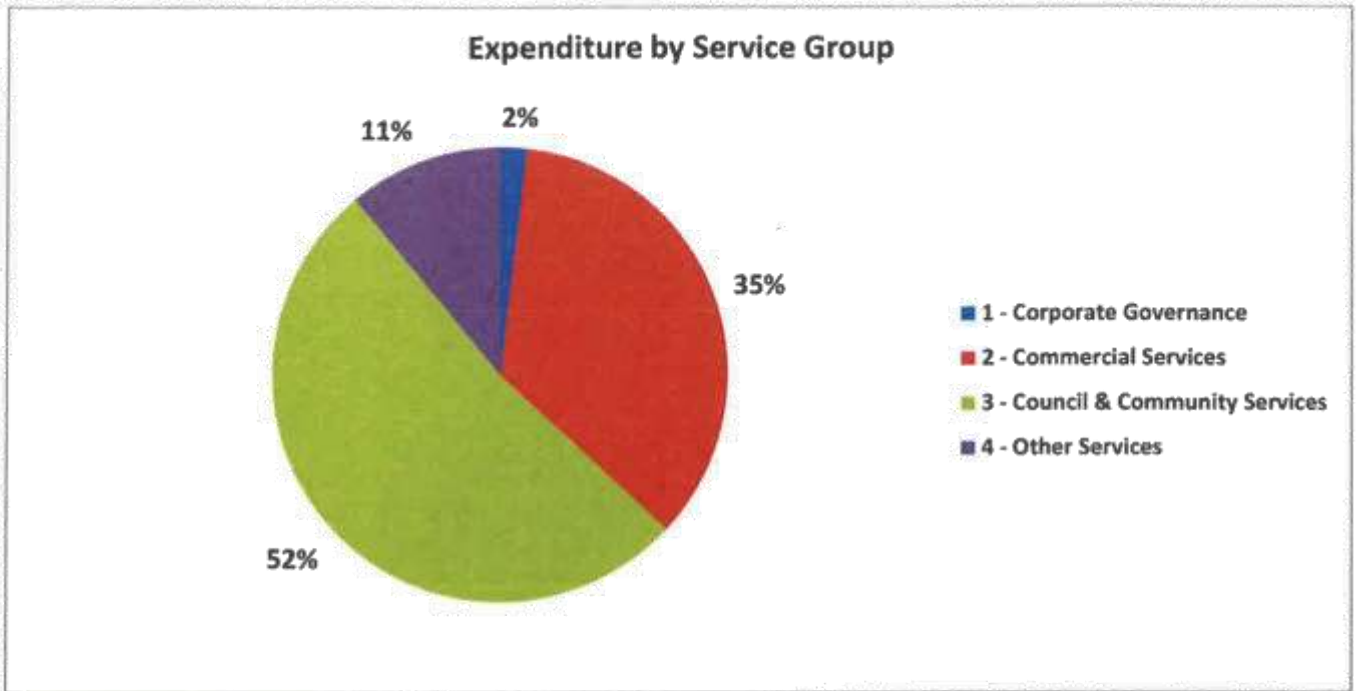
21 - Employee Expenses	663,793	850,686	186,893	1,020,823
22 - Contract and Material Expenses	399,126	346,426	-52,700	415,712
23 - Fleet, Plant & Equipment	52,415	66,712	14,297	80,054
25 - Other Operating Expenses	59,926	111,253	51,327	133,504
31 - Internal Cost Allocations	793,802	879,732	85,930	1,055,678
<b>Total Expenditure</b>	<b>1,969,061</b>	<b>2,254,808</b>	<b>285,748</b>	<b>2,705,771</b>

### Expenditure by Activity

110 - Assets Management - Fixed Assets	430	30,786	30,356	36,943
111 - Council Services General	230,258	295,286	65,028	354,343
115 - Asset Management - Mobile Fleet & Equipm	1,476	0	-1,476	0
131 - Council and Elected Members	3,150	0	-3,150	0
132 - Local Authority	4,678	4,539	-139	5,447
133 - Local Elections	190	158	-32	190
138 - Local Authority Project	14,306	91,273	76,967	109,528
160 - Municipal Services	404,735	482,981	78,247	579,578
161 - Waste management	74,075	89,554	15,478	107,465
164 - Local Emergency Management	1,866	875	-991	1,050
169 - Civic Events	0	417	417	500
170 - Australia Day	682	250	-432	300
171 - Naidoc Week	171	250	79	300
200 - Local roads maintenance	1,638	8,750	7,112	10,500
201 - Street lighting	8,907	8,500	-407	10,200
202 - Staff Housing	12,424	11,372	-1,052	13,646
220 - Territory Housing Repairs and Maintenance	1,992	5,000	3,008	6,000
221 - Territory Housing Tenancy Management Co	95,325	100,095	4,770	120,114
241 - Airstrip maintenance Contracts	1,313	1,250	-63	1,500
242 - Litter Collection and Slashing External Contr	36,496	36,667	171	44,000
246 - Commercial Australia Post	8,501	8,534	33	10,241
314 - Service Fee - CDP	500,967	519,212	18,245	623,054
318 - Outcome Payments - CDP	45,000	175,000	130,000	210,000
341 - Commonwealth Aged Care Package	8,055	8,055	0	9,666
344 - Commonwealth Home Support Program	3,427	5,833	2,406	7,000
346 - Indigenous Broadcasting	16,755	38,453	21,698	46,143

348 - Library	16,834	23,957	7,123	28,748
350 - Centrelink	45,738	60,739	15,001	72,887
381 - Animal Control	644	536	-107	644
401 - Night Patrol	156,159	158,119	1,960	189,743
404 - Indigenous Sports and Rec Program	26,765	43,810	17,045	52,572
407 - Remote Sports and Recreation	640	833	194	1,000
409 - Sport and Rec Facilities	26,928	26,928	0	32,313
414 - Drug and Volatile Substances	28	0	-28	0
416 - Youth Vibe Grant	0	1,174	1,174	1,409
421 - SPG - Fit For Life	0	5,051	5,051	6,061
423 - SPG - Diversion Evenings	87	2,500	2,413	3,000
462 - 2014-19 Roads to Recovery	737	0	-737	0
464 - NT Govt Special Purpose Grants	8,885	0	-8,885	0
472 - REIF Barunga Heavey Vehicle Route	208,769	0	-208,769	0
477 - CBF - AFL Watering System Barunga	32	8,073	8,041	9,688
<b>Total Expenditure</b>	<b>1,969,061</b>	<b>2,254,808</b>	<b>285,748</b>	<b>2,705,771</b>
<b>Capital Expenditure</b>				
5321 - Capital Purchase/Construct Buildings	66,791	100,000	33,209	120,000
5331 - Capital Construct Infrastructure	295,651	10,833	-284,817	13,000
5341 - Capital Purchases Plant & Equipment	17,028	40,175	23,147	48,210
5371 - Capital Purchase Vehicles	96,688	91,667	-5,022	110,000
<b>Total Capital Expenditure</b>	<b>476,158</b>	<b>242,675</b>	<b>-233,483</b>	<b>291,210</b>

Barunga (Bamyili)







# Roper Gulf Regional Council

## Income & Expenditure Report as at

30-April-2018

Beswick (Wugularr)

18GLACT Year to Date Actual (\$)	18GLBUD1 Year to Date Budget (\$)	Variance (\$)	18GLBUD1 Annual Budget (\$)
--	---	------------------	-----------------------------------

### Expenditure by Service

1 - Corporate Governance	131,649	372,706	241,057	447,247
2 - Commercial Services	1,084,368	1,319,157	234,789	1,582,988
3 - Council & Community Services	1,319,122	1,460,321	141,199	1,752,385
<b>Total Expenditure</b>	<b>2,535,138</b>	<b>3,152,183</b>	<b>617,045</b>	<b>3,782,620</b>

### Expenditure by Account Category

21 - Employee Expenses	1,088,955	1,283,254	194,298	1,539,905
22 - Contract and Material Expenses	245,785	518,290	272,505	621,948
23 - Fleet, Plant & Equipment	55,360	62,375	7,015	74,850
25 - Other Operating Expenses	87,488	165,688	78,199	198,825
31 - Internal Cost Allocations	1,057,548	1,122,577	65,029	1,347,092
<b>Total Expenditure</b>	<b>2,535,138</b>	<b>3,152,183</b>	<b>617,045</b>	<b>3,782,620</b>

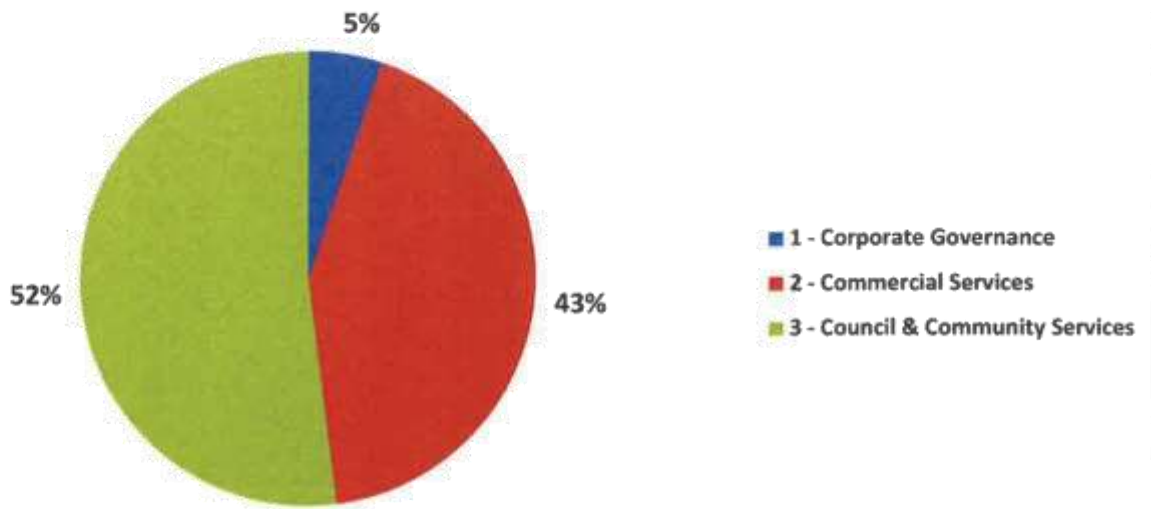
### Expenditure by Activity

110 - Assets Management - Fixed Assets	982	33,828	32,846	40,593
111 - Council Services General	263,046	259,617	-3,428	311,541
115 - Asset Management - Mobile Fleet & Equipm	388	0	-388	0
131 - Council and Elected Members	50	17,083	17,033	20,500
132 - Local Authority	3,809	5,167	1,358	6,201
133 - Local Elections	523	557	34	669
138 - Local Authority Project	17,712	176,246	158,534	211,496
160 - Municipal Services	359,496	387,066	27,570	464,479
161 - Waste management	24,412	58,927	34,515	70,713
164 - Local Emergency Management	2,315	1,701	-614	2,041
169 - Civic Events	556	417	-140	500
170 - Australia Day	448	250	-198	300
200 - Local roads maintenance	21,195	8,750	-12,445	10,500
201 - Street lighting	6,850	8,500	1,650	10,200
202 - Staff Housing	15,992	18,218	2,226	21,861
220 - Territory Housing Repairs and Maintenance	92,754	84,786	-7,968	101,743
221 - Territory Housing Tenancy Management Co	0	463	463	555
245 - Visitor Accommodation and External Facility	92,192	121,606	29,414	145,927
246 - Commercial Australia Post	8,581	8,614	33	10,337
314 - Service Fee - CDP	975,533	1,100,294	124,761	1,320,353
318 - Outcome Payments - CDP	7,500	125,000	117,500	150,000
341 - Commonwealth Aged Care Package	41,366	40,210	-1,156	48,252
342 - Indigenous Aged Care Employment	116,891	123,411	6,520	148,093
344 - Commonwealth Home Support Program	31,257	23,743	-7,514	28,492
346 - Indigenous Broadcasting	31,919	38,525	6,606	46,231
347 - Creche	110,338	163,285	52,947	195,941
350 - Centrelink	45,359	53,745	8,386	64,494

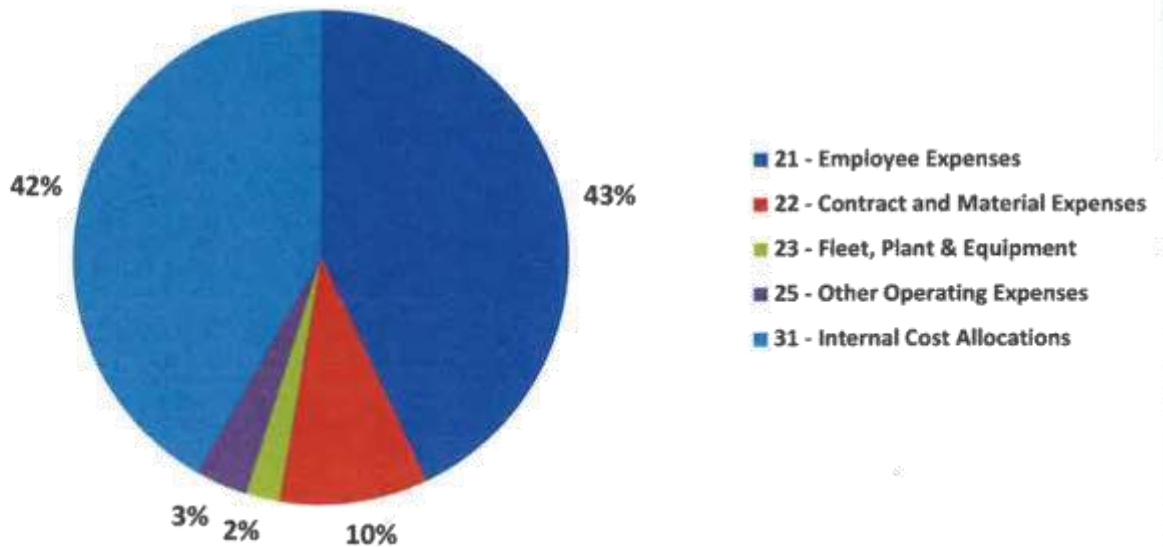
353 - Budget Based Funding	7,700	0	-7,700	0
355 - National Disability Insurance Scheme	305	26,315	26,010	31,578
381 - Animal Control	708	484	-224	581
401 - Night Patrol	214,010	206,726	-7,284	248,071
404 - Indigenous Sports and Rec Program	40,225	48,850	8,625	58,620
407 - Remote Sports and Recreation	195	1,250	1,055	1,500
414 - Drug and Volatile Substances	216	0	-216	0
416 - Youth Vibe Grant	0	1,000	1,000	1,200
421 - SPG - Fit For Life	0	5,051	5,051	6,061
423 - SPG - Diversion Evenings	316	2,500	2,184	3,000
<b>Total Expenditure</b>	<b>2,535,138</b>	<b>3,152,183</b>	<b>617,045</b>	<b>3,782,620</b>
<b>Capital Expenditure</b>				
5321 - Capital Purchase/Construct Buildings	7,628	116,667	109,039	140,000
5341 - Capital Purchases Plant & Equipment	128,556	107,133	-21,423	128,560
<b>Total Capital Expenditure</b>	<b>136,184</b>	<b>223,800</b>	<b>87,616</b>	<b>268,560</b>

Beswick (Wugularr)

Expenditure by Service Group



Expenditure by Account Category





# Roper Gulf Regional Council

## Income & Expenditure Report as at

30-April-2018

Borrooloola

18GLACT Year to Date Actual (\$)	18GLBUD1 Year to Date Budget (\$)	Variance (\$)	18GLBUD1 Annual Budget (\$)
--	---	------------------	-----------------------------------

### Expenditure by Service

1 - Corporate Governance	219,977	408,535	188,558	490,241
2 - Commercial Services	1,069,821	1,485,718	415,897	1,782,861
3 - Council & Community Services	2,180,200	2,171,864	-8,336	2,606,238
4 - Other Services	3,120	1,190	-1,931	1,427
<b>Total Expenditure</b>	<b>3,473,118</b>	<b>4,067,306</b>	<b>594,188</b>	<b>4,880,768</b>

### Expenditure by Account Category

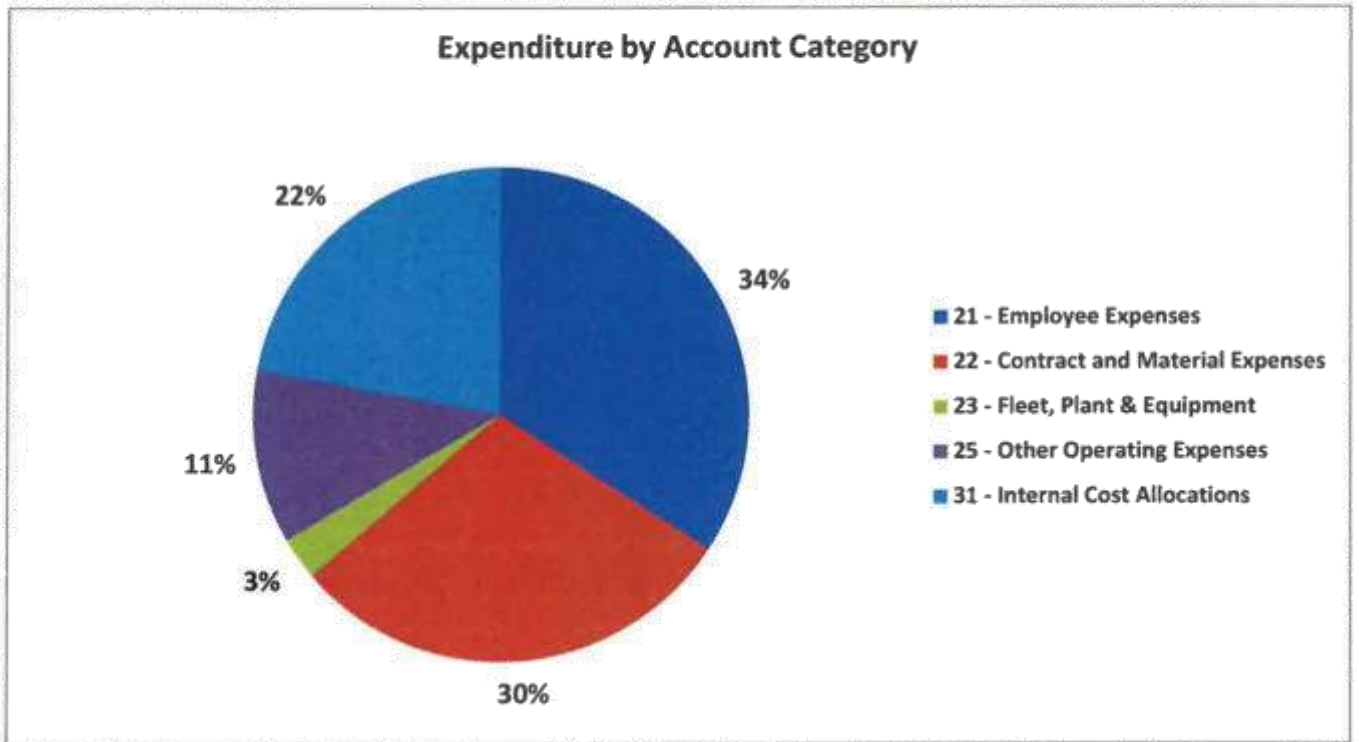
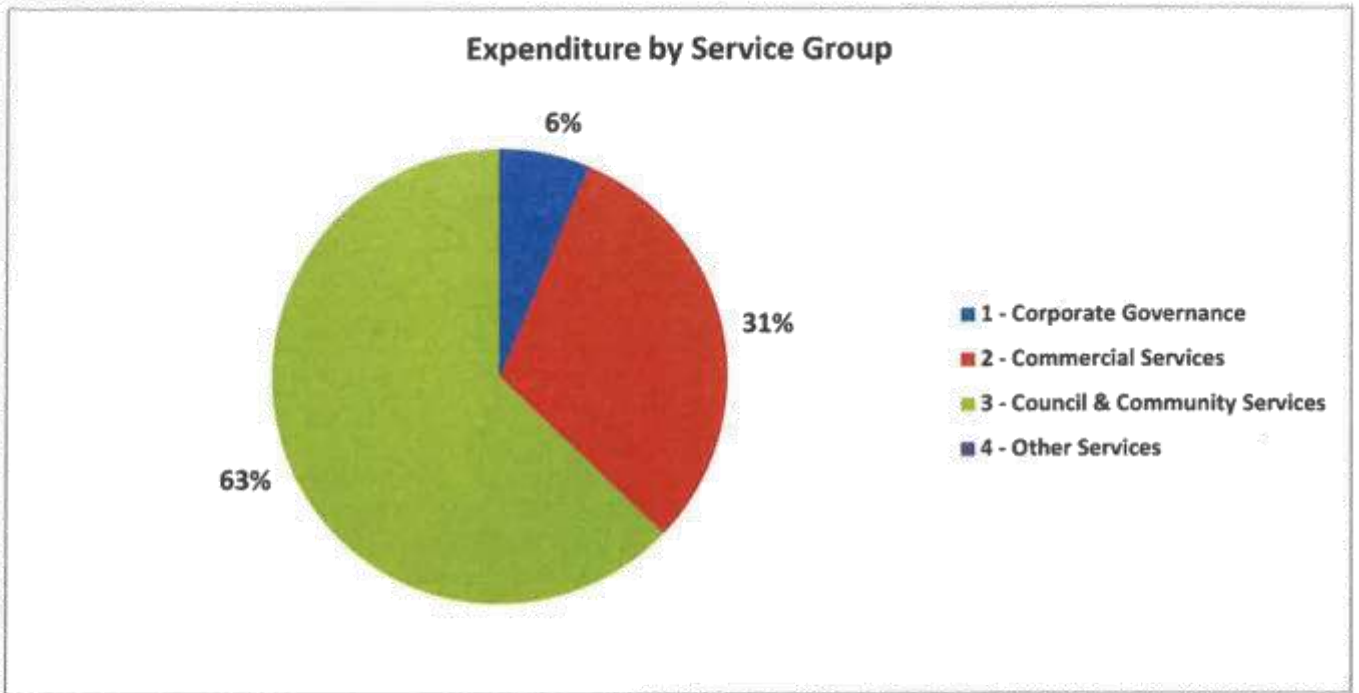
21 - Employee Expenses	1,187,409	1,349,329	161,920	1,619,195
22 - Contract and Material Expenses	1,026,133	1,322,923	296,790	1,587,508
23 - Fleet, Plant & Equipment	97,006	118,605	21,599	142,326
25 - Other Operating Expenses	394,868	395,495	593	474,594
31 - Internal Cost Allocations	767,702	880,954	113,252	1,057,145
<b>Total Expenditure</b>	<b>3,473,118</b>	<b>4,067,306</b>	<b>594,154</b>	<b>4,880,768</b>

### Expenditure by Activity

110 - Assets Management - Fixed Assets	0	2,500	2,500	3,000
111 - Council Services General	349,442	328,355	-21,087	394,026
115 - Asset Management - Mobile Fleet & Equipm	1,592	0	-1,592	0
131 - Council and Elected Members	33,593	19,167	-14,460	23,000
132 - Local Authority	17,606	17,069	-537	20,482
138 - Local Authority Project	71,015	278,525	207,510	334,230
160 - Municipal Services	364,656	376,495	11,839	451,794
161 - Waste management	297,702	234,359	-63,343	281,231
162 - Cemeteries Management	1,491	833	-658	1,000
169 - Civic Events	0	417	417	500
170 - Australia Day	580	333	-247	400
171 - Naidoc Week	947	833	-114	1,000
200 - Local roads maintenance	87,964	9,167	-78,797	11,000
201 - Street lighting	47,452	18,417	-29,035	22,100
202 - Staff Housing	-5,733	2,552	8,285	3,062
241 - Airstrip maintenance Contracts	98,064	100,000	1,936	120,000
245 - Visitor Accommodation and External Facility	75,023	47,056	-27,967	56,467
275 - Mechanical Workshop	87	0	-87	0
314 - Service Fee - CDP	740,277	939,495	199,218	1,127,394
315 - CDP Transistion - Borrooloola	231,274	412,889	181,615	495,466
318 - Outcome Payments - CDP	118	33,333	33,215	40,000
344 - Commonwealth Home Support Program	1	0	-1	0
348 - Library	31,070	38,705	7,635	46,446
381 - Animal Control	0	4	4	5
401 - Night Patrol	197,133	210,306	13,173	252,367
404 - Indigenous Sports and Rec Program	40,168	73,114	32,946	87,737

407 - Remote Sports and Recreation	20,895	1,250	-19,645	1,500
409 - Sport and Rec Facilities	151	0	-151	0
414 - Drug and Volatile Substances	1,573	0	-1,573	0
415 - Indigenous Youth Reconnect	221,458	235,283	13,824	282,339
416 - Youth Vibe Grant	273	966	693	1,159
417 - SPG - Borrooloola Playground Equipment	166	41,667	41,501	50,000
418 - SPG - Borrooloola Nutritious Cooking Program	4,006	7,576	3,569	9,091
419 - SPG - Borrooloola Grief Loss & Trauma Training	0	3,658	3,658	4,390
420 - SPG - Country Cattle Workshop	42,500	16,667	-25,833	20,000
423 - SPG - Diversion Evenings	5	2,500	2,495	3,000
462 - 2014-19 Roads to Recovery	96,000	242,592	146,592	291,110
468 - Auspice Grant Management	0	1,190	1,190	1,427
480 - CBF - Borrooloola Multi-Purpose Court	993	0	-993	0
487 - Improving Strategic Local Roads Infrastructure	3,120	0	-3,120	0
491 - BBRF - Borrooloola Government Business Hub	26,300	0	-26,300	0
492 - Borrooloola Community Equipment & Facilities	581	41,667	41,086	50,000
550 - Swimming Pool	373,574	328,368	-45,205	394,042
<b>Total Expenditure</b>	<b>3,473,118</b>	<b>4,067,306</b>	<b>594,154</b>	<b>4,880,768</b>
<b>Capital Expenditure</b>				
5321 - Capital Purchase/Construct Buildings	0	468,334	468,334	562,000
5331 - Capital Construct Infrastructure	214,702	459,294	244,592	551,150
5341 - Capital Purchases Plant & Equipment	194,622	183,509	-11,113	220,210
5371 - Capital Purchase Vehicles	50,040	45,833	-4,207	55,000
<b>Total Capital Expenditure</b>	<b>459,364</b>	<b>1,156,970</b>	<b>697,605</b>	<b>1,388,360</b>

**Borrooloola**



# Roper Gulf Regional Council



## Income & Expenditure Report as at

30-April-2018

Bulman (Gulin Gulin)

### Expenditure by Service

	18GLACT Year to Date Actual (\$)	18GLBUD1 Year to Date Budget (\$)	Variance (\$)	18GLBUD1 Annual Budget (\$)
1 - Corporate Governance	35,357	157,776	122,418	189,331
2 - Commercial Services	522,866	673,614	150,747	808,336
3 - Council & Community Services	1,129,410	1,368,136	238,726	1,641,763
4 - Other Services	0	10,613	10,613	12,736
<b>Total Expenditure</b>	<b>1,687,633</b>	<b>2,210,139</b>	<b>522,505</b>	<b>2,652,166</b>

### Expenditure by Account Category

21 - Employee Expenses	674,718	923,097	248,379	1,107,716
22 - Contract and Material Expenses	179,902	431,925	252,023	518,310
23 - Fleet, Plant & Equipment	53,894	54,863	968	65,835
25 - Other Operating Expenses	110,566	120,156	9,590	144,187
31 - Internal Cost Allocations	668,554	680,098	11,544	816,118
<b>Total Expenditure</b>	<b>1,687,633</b>	<b>2,210,139</b>	<b>522,505</b>	<b>2,652,166</b>

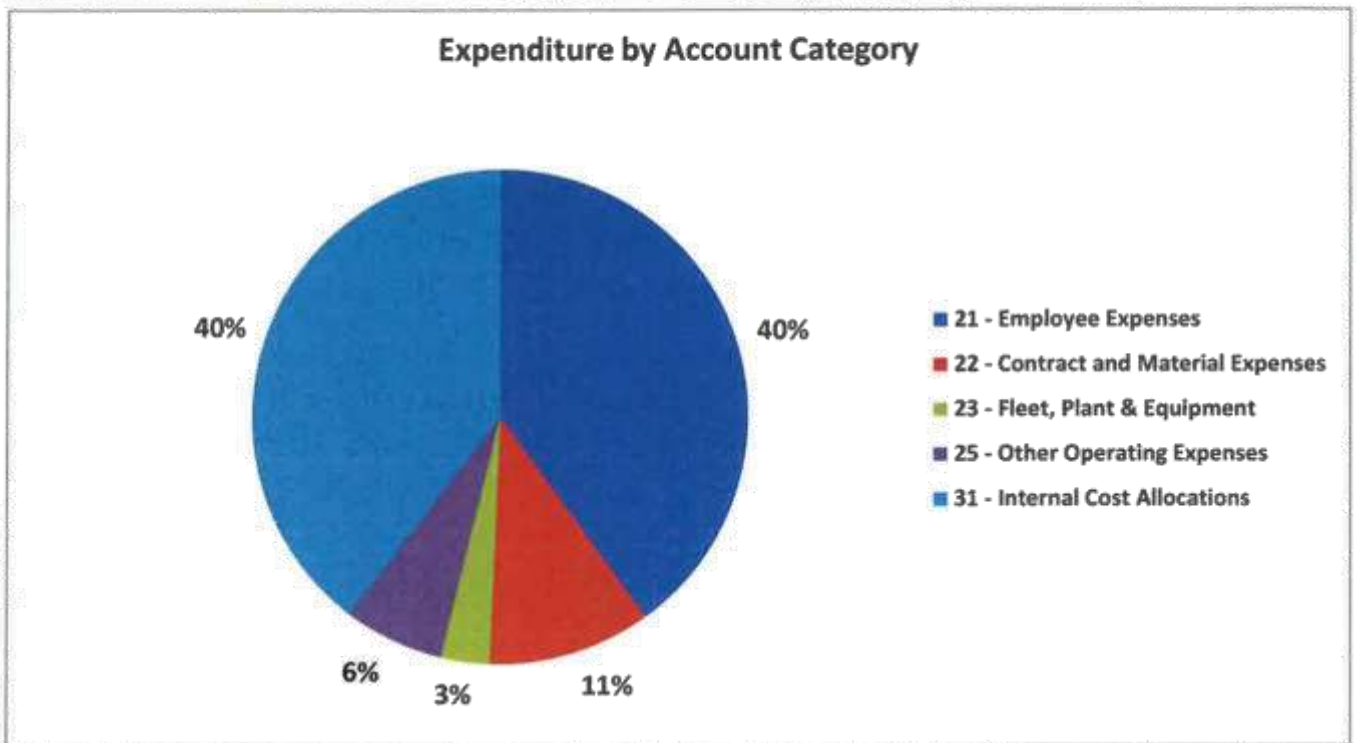
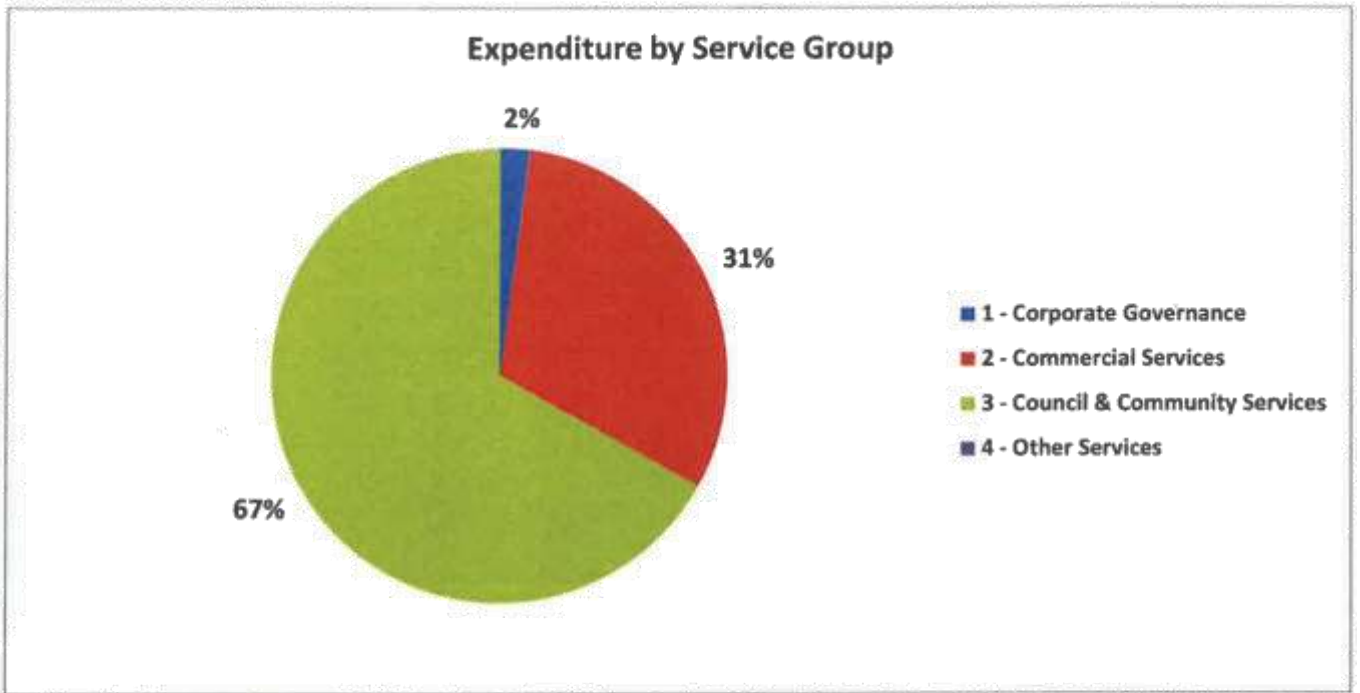
### Expenditure by Activity

110 - Assets Management - Fixed Assets	880	10,053	9,173	12,063
111 - Council Services General	238,262	260,874	22,612	313,048
115 - Asset Management - Mobile Fleet & Equipm	1,892	0	-1,892	0
131 - Council and Elected Members	123	0	-123	0
132 - Local Authority	9,446	13,200	3,754	15,840
138 - Local Authority Project	0	94,520	94,520	113,423
160 - Municipal Services	292,331	354,511	62,180	425,414
161 - Waste management	29,036	51,024	21,988	61,229
169 - Civic Events	0	417	417	500
170 - Australia Day	370	250	-120	300
200 - Local roads maintenance	3,420	8,333	4,913	10,000
201 - Street lighting	744	7,250	6,506	8,700
202 - Staff Housing	-3,104	6,904	10,008	8,284
220 - Territory Housing Repairs and Maintenance	43,516	53,532	10,015	64,238
221 - Territory Housing Tenancy Management Co	38,411	42,909	4,498	51,491
241 - Airstrip maintenance Contracts	6,711	6,250	-461	7,500
245 - Visitor Accommodation and External Facility	26,121	33,100	6,979	39,720
246 - Commercial Australia Post	2,604	7,448	4,844	8,937
314 - Service Fee - CDP	424,123	476,809	52,685	572,170
318 - Outcome Payments - CDP	7,500	83,333	75,833	100,000
323 - Outstations municipal services	0	3,333	3,333	4,000
341 - Commonwealth Aged Care Package	20,234	17,162	-3,072	20,594
342 - Indigenous Aged Care Employment	86,816	93,251	6,435	111,901
344 - Commonwealth Home Support Program	32,467	29,818	-2,649	35,782
346 - Indigenous Broadcasting	24,052	38,931	14,879	46,717
349 - School Nutrition Program	142,468	77,228	-65,239	92,674

350 - Centrelink	50,378	51,422	1,044	61,706
381 - Animal Control	883	630	-253	756
401 - Night Patrol	137,373	161,259	23,886	193,511
404 - Indigenous Sports and Rec Program	69,663	112,711	43,048	135,254
407 - Remote Sports and Recreation	509	0	-509	0
416 - Youth Vibe Grant	0	1,264	1,264	1,517
464 - NT Govt Special Purpose Grants	0	10,613	10,613	12,736
474 - CBF - Bulman Youth Rec	404	101,801	101,396	122,161
<b>Total Expenditure</b>	<b>1,687,633</b>	<b>2,210,139</b>	<b>522,505</b>	<b>2,652,166</b>
<b>Capital Expenditure</b>				
5321 - Capital Purchase/Construct Buildings	12,609	54,167	41,557	65,000
5331 - Capital Construct Infrastructure	0	5,417	5,417	6,500
5341 - Capital Purchases Plant & Equipment	74,112	82,771	8,658	99,325
5371 - Capital Purchase Vehicles	116,419	45,833	-70,586	55,000
<b>Total Capital Expenditure</b>	<b>203,141</b>	<b>188,187</b>	<b>-14,953</b>	<b>225,825</b>



**Bulman (Gulin Gulin)**



# Roper Gulf Regional Council



## Income & Expenditure Report as at

30-April-2018

Eva Valley (Manyallaluk)

18GLACT Year to Date Actual (\$)	18GLBUD1 Year to Date Budget (\$)	Variance (\$)	18GLBUD1 Annual Budget (\$)
--	---	------------------	-----------------------------------

### Expenditure by Service

1 - Corporate Governance	59,509	91,940	32,431	110,328
2 - Commercial Services	232,049	269,014	36,965	322,817
3 - Council & Community Services	899,291	960,621	61,330	1,152,745
<b>Total Expenditure</b>	<b>1,190,849</b>	<b>1,321,575</b>	<b>130,725</b>	<b>1,585,889</b>

### Expenditure by Account Category

21 - Employee Expenses	454,667	598,533	143,866	718,240
22 - Contract and Material Expenses	249,714	213,403	-36,311	256,084
23 - Fleet, Plant & Equipment	29,817	34,195	4,378	41,035
25 - Other Operating Expenses	26,487	63,112	36,625	75,734
31 - Internal Cost Allocations	430,164	412,331	-17,833	494,797
<b>Total Expenditure</b>	<b>1,190,849</b>	<b>1,321,575</b>	<b>130,725</b>	<b>1,585,889</b>

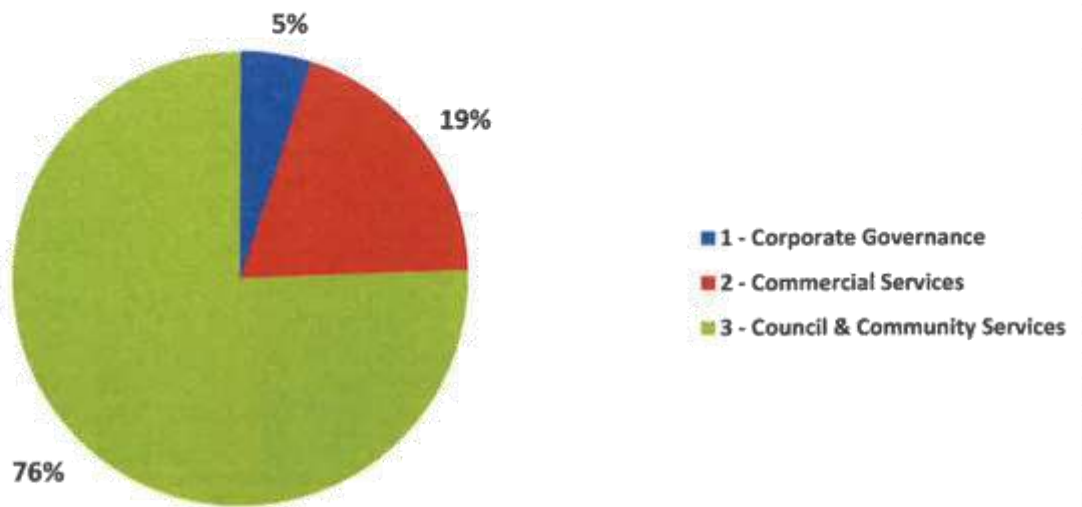
### Expenditure by Activity

110 - Assets Management - Fixed Assets	0	24,877	24,877	29,852
111 - Council Services General	137,923	161,884	23,961	194,260
115 - Asset Management - Mobile Fleet & Equipm	2,052	833	-1,219	1,000
132 - Local Authority	1,564	4,438	2,873	5,325
138 - Local Authority Project	1,230	32,224	30,993	38,669
160 - Municipal Services	256,802	264,433	7,630	317,319
161 - Waste management	42,867	41,002	-1,865	49,203
164 - Local Emergency Management	945	875	-70	1,050
169 - Civic Events	0	417	417	500
170 - Australia Day	674	167	-508	200
200 - Local roads maintenance	95,201	8,750	-86,451	10,500
201 - Street lighting	372	2,708	2,336	3,250
202 - Staff Housing	16,951	25,703	8,751	30,843
220 - Territory Housing Repairs and Maintenance	1,126	2,250	1,124	2,700
241 - Airstrip maintenance Contracts	327	272	-55	327
244 - Power Water contract	80,364	77,000	-3,364	92,400
245 - Visitor Accommodation and External Facility	37,710	3,866	-33,845	4,639
246 - Commercial Australia Post	5,949	5,972	23	7,166
314 - Service Fee - CDP	113,949	144,353	30,404	173,224
318 - Outcome Payments - CDP	11,250	30,833	19,583	37,000
341 - Commonwealth Aged Care Package	0	2,890	2,890	3,468
342 - Indigenous Aged Care Employment	3,091	31,364	28,273	37,636
344 - Commonwealth Home Support Program	24,629	15,954	-8,676	19,144
347 - Creche	87,140	158,611	71,471	190,333
349 - School Nutrition Program	71,917	81,897	9,980	98,276
350 - Centrelink	0	42	42	50
353 - Budget Based Funding	14,709	0	-14,709	0

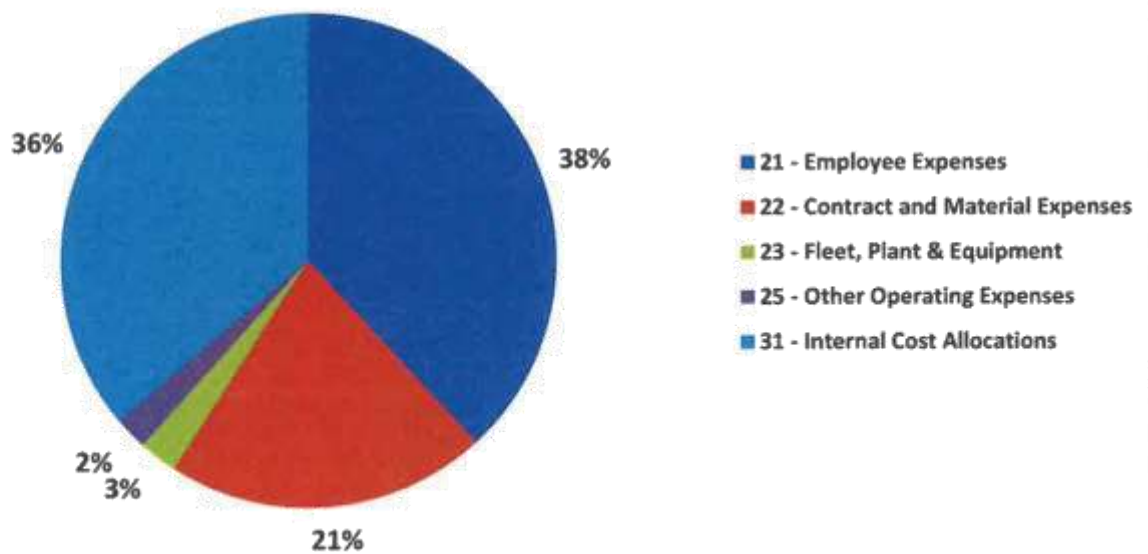
401 - Night Patrol	154,523	157,145	2,622	188,574
404 - Indigenous Sports and Rec Program	478	21,717	21,240	26,061
407 - Remote Sports and Recreation	95	167	72	200
409 - Sport and Rec Facilities	7,463	7,184	-280	8,621
414 - Drug and Volatile Substances	439	0	-439	0
416 - Youth Vibe Grant	0	917	917	1,100
423 - SPG - Diversion Evenings	22	2,500	2,478	3,000
475 - CBF - Road Safety Manyalluk	19,085	8,333	-10,752	10,000
<b>Total Expenditure</b>	<b>1,190,849</b>	<b>1,321,575</b>	<b>130,725</b>	<b>1,585,889</b>
<b>Capital Expenditure</b>				
5321 - Capital Purchase/Construct Buildings	52,662	125,000	72,338	150,000
5331 - Capital Construct Infrastructure	0	5,417	5,417	6,500
5341 - Capital Purchases Plant & Equipment	50,412	62,500	12,088	75,000
5371 - Capital Purchase Vehicles	49,120	45,833	-3,286	55,000
<b>Total Capital Expenditure</b>	<b>152,193</b>	<b>238,750</b>	<b>86,557</b>	<b>286,500</b>

Eva Valley (Manyallaluk)

Expenditure by Service Group



Expenditure by Account Category





# Roper Gulf Regional Council

## Income & Expenditure Report as at

30-April-2018

Jilkminggan (Duck Creek)

18GLACT Year to Date Actual (\$)	18GLBUD1 Year to Date Budget (\$)	Variance (\$)	18GLBUD1 Annual Budget (\$)
--	---	------------------	-----------------------------------

### Expenditure by Service

1 - Corporate Governance	14,394	169,614	155,220	203,537
2 - Commercial Services	711,393	874,565	163,172	1,049,478
3 - Council & Community Services	1,124,089	1,358,720	234,631	1,630,463
<b>Total Expenditure</b>	<b>1,849,876</b>	<b>2,402,899</b>	<b>553,023</b>	<b>2,883,478</b>

### Expenditure by Account Category

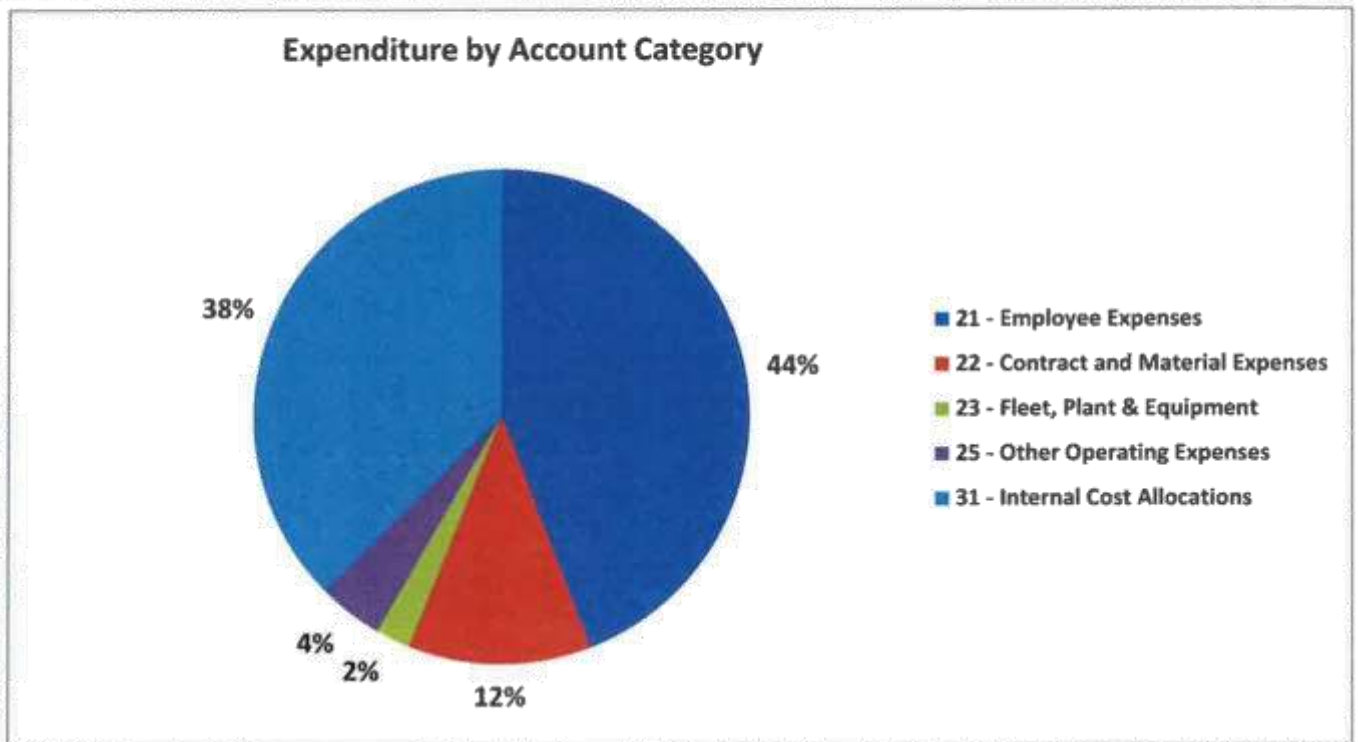
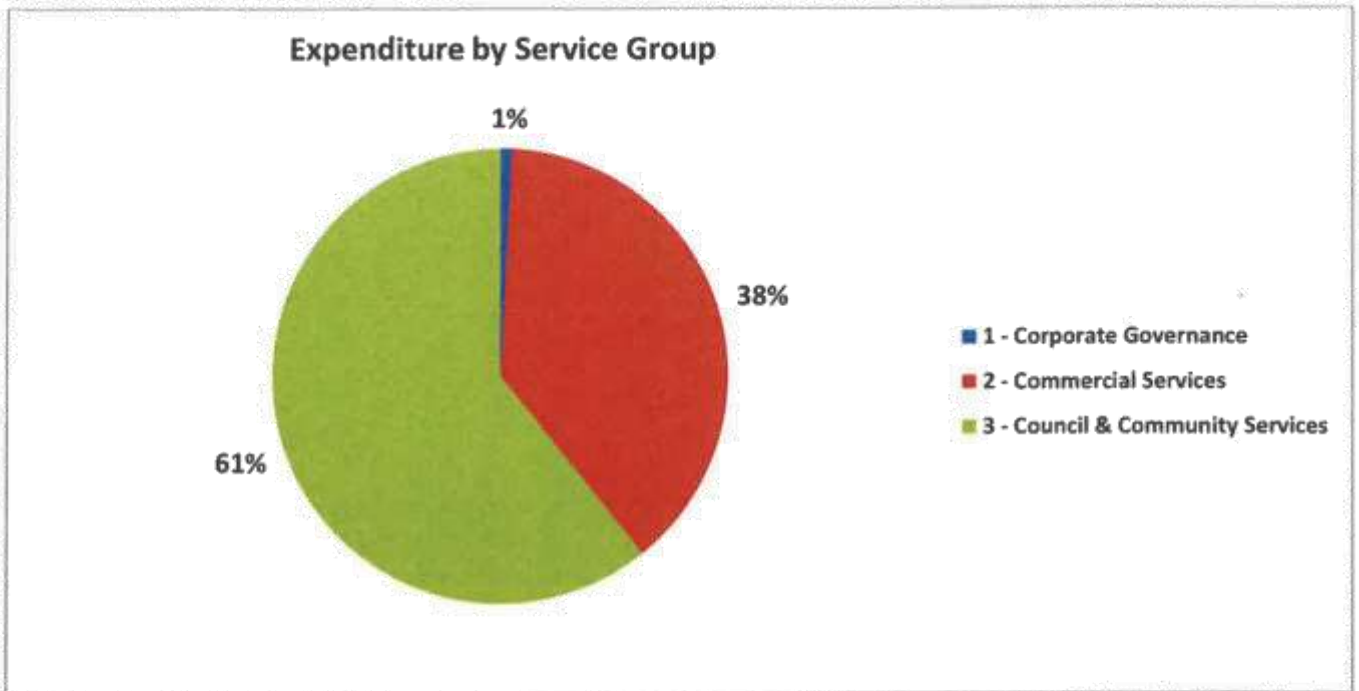
21 - Employee Expenses	816,305	1,050,705	234,400	1,260,846
22 - Contract and Material Expenses	221,141	387,929	166,788	465,514
23 - Fleet, Plant & Equipment	41,843	53,058	11,216	63,670
25 - Other Operating Expenses	79,256	114,456	35,199	137,346
31 - Internal Cost Allocations	691,331	796,751	105,420	956,102
<b>Total Expenditure</b>	<b>1,849,876</b>	<b>2,402,899</b>	<b>553,023</b>	<b>2,883,478</b>

### Expenditure by Activity

110 - Assets Management - Fixed Assets	0	1,667	1,667	2,000
111 - Council Services General	200,258	241,618	41,359	289,941
115 - Asset Management - Mobile Fleet & Equipm	1,476	0	-1,476	0
131 - Council and Elected Members	1,290	17,083	15,793	20,500
132 - Local Authority	3,062	4,174	1,112	5,008
138 - Local Authority Project	1,886	137,643	135,756	165,171
160 - Municipal Services	275,785	267,335	-8,450	320,802
161 - Waste management	31,042	69,583	38,541	83,500
164 - Local Emergency Management	1,500	1,734	234	2,081
169 - Civic Events	194	417	223	500
170 - Australia Day	618	250	-368	300
171 - Naidoc Week	240	250	10	300
200 - Local roads maintenance	13,233	8,333	-4,900	10,000
201 - Street lighting	585	1,000	415	1,200
202 - Staff Housing	6,211	9,048	2,837	10,857
220 - Territory Housing Repairs and Maintenance	3,206	6,000	2,794	7,200
221 - Territory Housing Tenancy Management Co	24,963	29,375	4,412	35,250
244 - Power Water contract	61,726	77,000	15,274	92,400
245 - Visitor Accommodation and External Facility	469	0	-469	0
246 - Commercial Australia Post	5,362	5,383	21	6,459
314 - Service Fee - CDP	490,230	530,671	40,441	636,805
317 - Youth Engagement Strategy	110,906	113,636	2,730	136,364
318 - Outcome Payments - CDP	15,000	112,500	97,500	135,000
344 - Commonwealth Home Support Program	1,089	19,241	18,152	23,090
347 - Creche	240,255	305,739	65,484	366,886
350 - Centrelink	19,782	32,979	13,197	39,574
353 - Budget Based Funding	23,679	0	-23,679	0

381 - Animal Control	4,588	0	-4,588	0
401 - Night Patrol	168,368	194,747	26,379	233,696
403 - Outside School Hours Care	80,085	123,965	43,880	148,758
404 - Indigenous Sports and Rec Program	21,143	42,685	21,541	51,222
407 - Remote Sports and Recreation	948	417	-531	500
409 - Sport and Rec Facilities	28,183	36,126	7,943	43,352
414 - Drug and Volatile Substances	12,283	0	-12,283	0
416 - Youth Vibe Grant	0	963	963	1,156
421 - SPG - Fit For Life	0	5,051	5,051	6,061
422 - SPG - Upgrade Jilkmिंगgan Rec Hall	0	3,788	3,788	4,545
423 - SPG - Diversion Evenings	230	2,500	2,270	3,000
<b>Total Expenditure</b>	<b>1,849,876</b>	<b>2,402,899</b>	<b>553,023</b>	<b>2,883,478</b>
<b>Capital Expenditure</b>				
5321 - Capital Purchase/Construct Buildings	67,371	0	-67,371	0
5371 - Capital Purchase Vehicles	97,966	45,833	-52,133	55,000
<b>Total Capital Expenditure</b>	<b>165,337</b>	<b>45,833</b>	<b>-119,504</b>	<b>55,000</b>

Jilkmिंगgan (Duck Creek)





# Roper Gulf Regional Council

## Income & Expenditure Report as at

30-April-2018

Mataranka

18GLACT Year to Date Actual (\$)	18GLBUD1 Year to Date Budget (\$)	Variance (\$)	18GLBUD1 Annual Budget (\$)
--	---	------------------	-----------------------------------

### Expenditure by Service

1 - Corporate Governance	59,437	94,392	34,955	113,271
2 - Commercial Services	377,418	544,099	166,681	652,918
3 - Council & Community Services	1,554,167	1,790,845	236,678	2,149,014
<b>Total Expenditure</b>	<b>1,991,022</b>	<b>2,429,337</b>	<b>438,315</b>	<b>2,915,204</b>

### Expenditure by Account Category

21 - Employee Expenses	926,952	1,126,575	199,623	1,351,890
22 - Contract and Material Expenses	368,474	516,165	147,691	619,398
23 - Fleet, Plant & Equipment	70,893	102,984	32,091	123,581
25 - Other Operating Expenses	72,005	79,574	7,569	95,488
27 - Finance Expenses	40	167	127	200
31 - Internal Cost Allocations	552,658	603,872	51,214	724,647
<b>Total Expenditure</b>	<b>1,991,022</b>	<b>2,429,337</b>	<b>438,315</b>	<b>2,915,204</b>

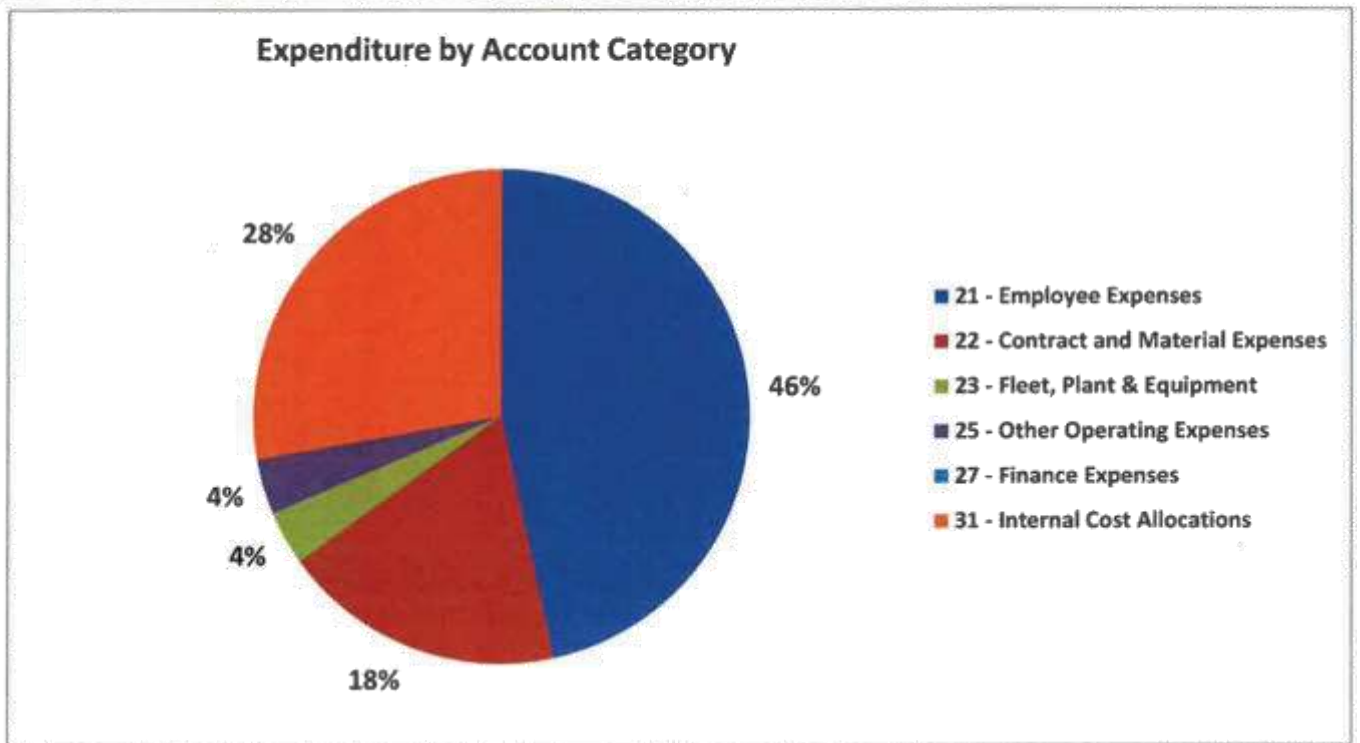
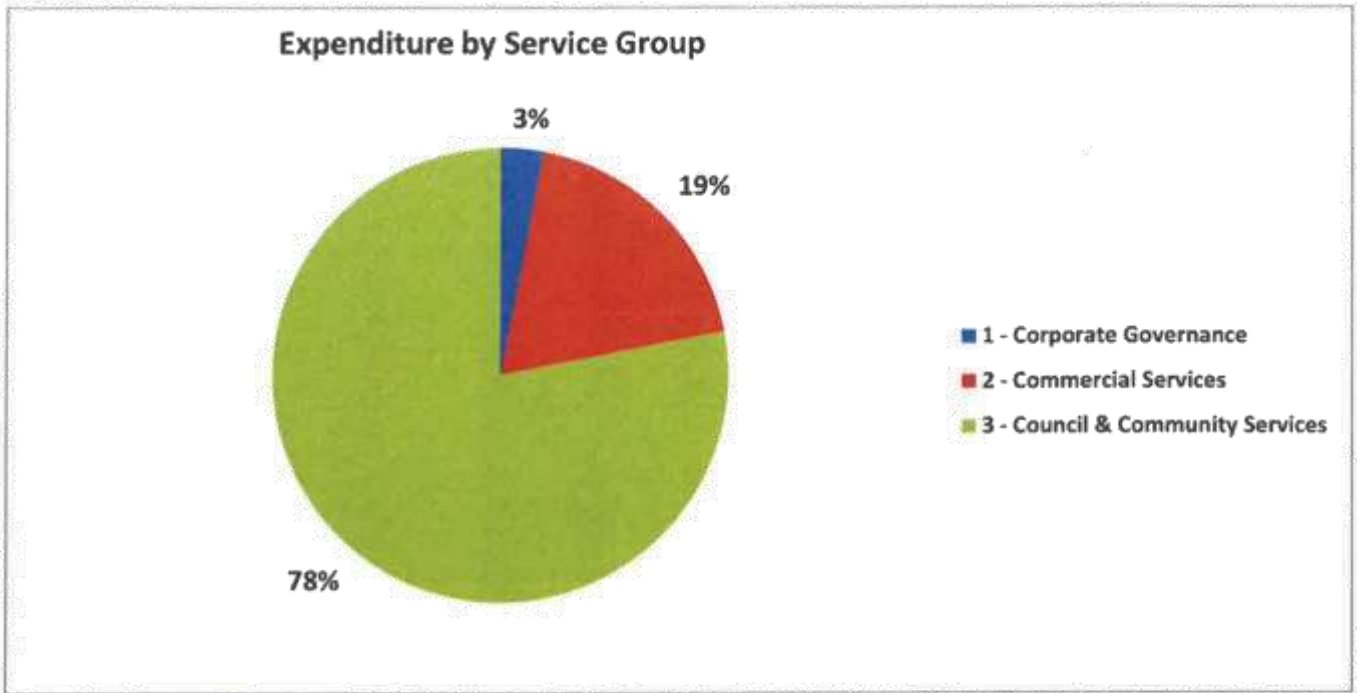
### Expenditure by Activity

110 - Assets Management - Fixed Assets	10,242	0	-10,242	0
111 - Council Services General	331,502	432,433	100,932	518,920
115 - Asset Management - Mobile Fleet & Equipm	738	0	-738	0
131 - Council and Elected Members	1,083	108	-975	130
132 - Local Authority	5,503	6,177	674	7,413
134 - Community Grants	11,723	0	-11,723	0
138 - Local Authority Project	29,328	72,124	42,796	86,549
160 - Municipal Services	559,384	579,158	19,774	694,989
161 - Waste management	88,347	60,003	-28,344	72,003
162 - Cemeteries Management	3,131	1,667	-1,464	2,000
164 - Local Emergency Management	495	875	380	1,050
165 - Recycling Station	2,746	8,333	5,587	10,000
166 - Rural Transaction Centre	20,532	25,250	4,718	30,300
169 - Civic Events	82	417	335	500
170 - Australia Day	644	250	-394	300
171 - Naidoc Week	622	583	-39	700
200 - Local roads maintenance	9,436	8,750	-686	10,500
201 - Street lighting	6,228	2,917	-3,311	3,500
202 - Staff Housing	821	16,193	15,372	19,431
241 - Airstrip maintenance Contracts	9,267	4,583	-4,684	5,500
242 - Litter Collection and Slashing External Contr	27,385	27,500	114	33,000
245 - Visitor Accommodation and External Facility	0	-210	-210	-252
246 - Commercial Australia Post	5,570	5,592	22	6,711
314 - Service Fee - CDP	320,044	452,257	132,213	542,708
318 - Outcome Payments - CDP	15,150	54,167	39,017	65,000
341 - Commonwealth Aged Care Package	559	3,769	3,209	4,523



342 - Indigenous Aged Care Employment	33,444	64,082	30,637	76,898
344 - Commonwealth Home Support Program	111,012	136,624	25,612	163,948
348 - Library	13,399	36,432	23,033	43,719
350 - Centrelink	53,542	42,402	-11,140	50,883
381 - Animal Control	495	881	386	1,057
401 - Night Patrol	213,427	194,150	-19,277	232,980
404 - Indigenous Sports and Rec Program	92,953	41,669	-51,284	50,002
407 - Remote Sports and Recreation	4,620	3,831	-789	4,598
414 - Drug and Volatile Substances	1,464	0	-1,464	0
416 - Youth Vibe Grant	0	859	859	1,031
473 - Community Benefit Fund	6,105	145,511	139,406	174,614
<b>Total Expenditure</b>	<b>1,991,022</b>	<b>2,429,337</b>	<b>438,315</b>	<b>2,915,204</b>
<b>Capital Expenditure</b>				
5321 - Capital Purchase/Construct Buildings	492,620	16,667	-475,953	20,000
5331 - Capital Construct Infrastructure	0	183,333	183,333	220,000
5341 - Capital Purchases Plant & Equipment	0	25,833	25,833	31,000
5371 - Capital Purchase Vehicles	49,120	45,833	-3,286	55,000
<b>Total Capital Expenditure</b>	<b>541,739</b>	<b>271,666</b>	<b>-270,073</b>	<b>326,000</b>

Mataranka



# Roper Gulf Regional Council



## Income & Expenditure Report as at

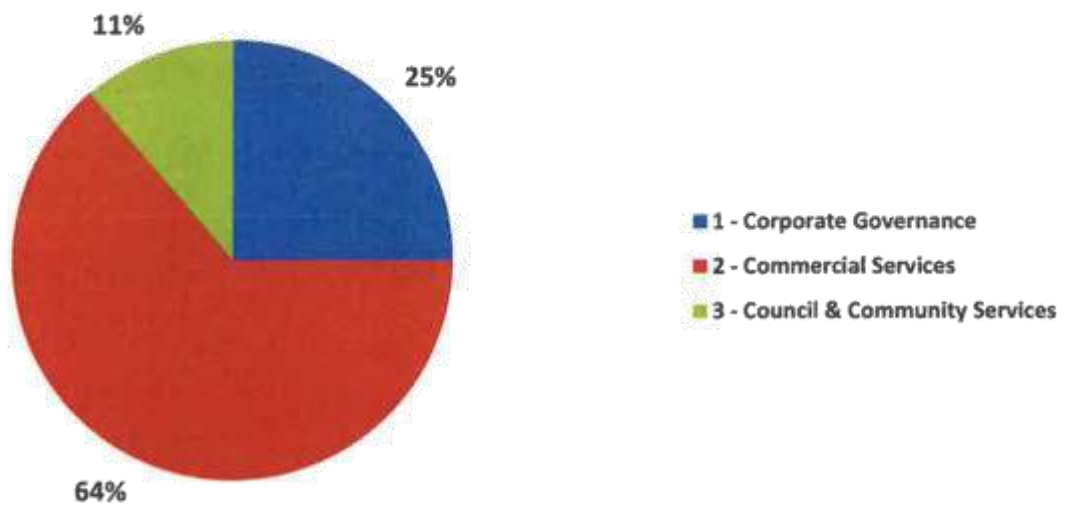
30-April-2018

Minyerri

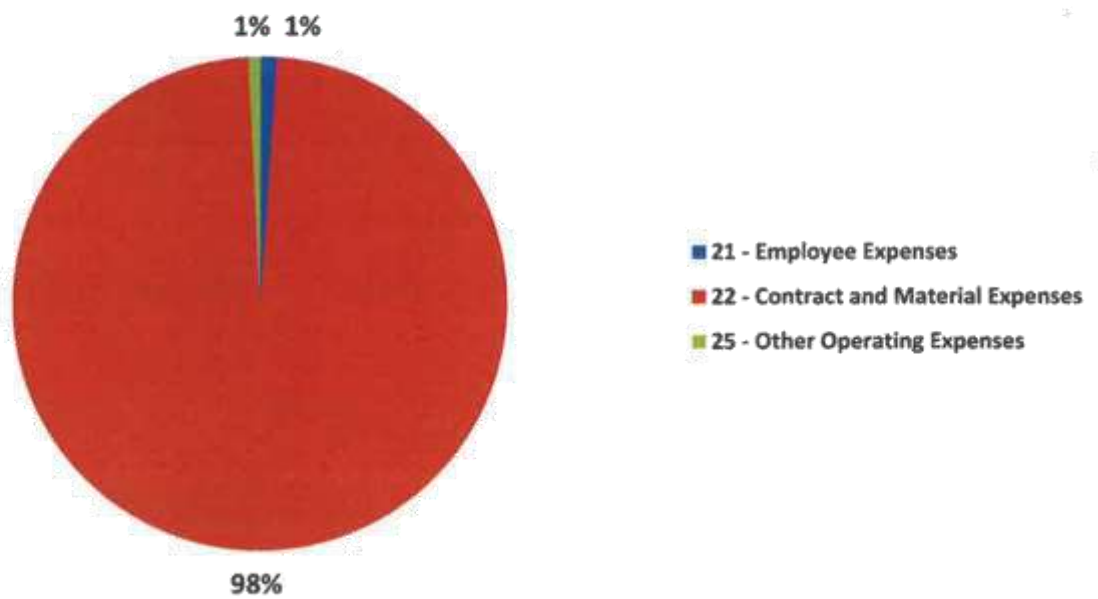
	18GLACT Year to Date Actual (\$)	18GLBUD1 Year to Date Budget (\$)	Variance (\$)	18GLBUD1 Annual Budget (\$)
<b>Expenditure by Service</b>				
1 - Corporate Governance	368,593	403,759	35,167	484,511
2 - Commercial Services	936,696	13,167	-923,529	15,800
3 - Council & Community Services	166,333	166,229	-104	199,475
<b>Total Expenditure</b>	<b>1,471,621</b>	<b>583,155</b>	<b>-888,466</b>	<b>699,786</b>
<b>Expenditure by Account Category</b>				
21 - Employee Expenses	14,813	0	-14,813	0
22 - Contract and Material Expenses	1,444,753	572,013	-872,739	686,416
25 - Other Operating Expenses	12,056	11,142	-914	13,370
<b>Total Expenditure</b>	<b>1,471,621</b>	<b>583,155</b>	<b>-888,466</b>	<b>699,786</b>
<b>Expenditure by Activity</b>				
106 - General Council Operations	365,649	304,708	-60,941	365,650
132 - Local Authority	944	3,496	2,552	4,195
134 - Community Grants	2,000	0	-2,000	0
138 - Local Authority Project	0	95,555	95,555	114,666
220 - Territory Housing Repairs and Maintenance	5,385	12,250	6,865	14,700
221 - Territory Housing Tenancy Management Co	931	917	-15	1,100
314 - Service Fee - CDP	930,380	0	-930,380	0
401 - Night Patrol	166,333	166,229	-104	199,475
<b>Total Expenditure</b>	<b>1,471,621</b>	<b>583,155</b>	<b>-888,466</b>	<b>699,786</b>
<b>Capital Expenditure</b>				
<b>Total Capital Expenditure</b>	<b>0</b>	<b>0</b>	<b>0</b>	<b>0</b>

Minyerri

**Expenditure by Service Group**



**Expenditure by Account Category**





# Roper Gulf Regional Council

## Income & Expenditure Report as at

30-April-2018

Ngukurr

### Expenditure by Service

	18GLACT Year to Date Actual (\$)	18GLBUD1 Year to Date Budget (\$)	Variance (\$)	18GLBUD1 Annual Budget (\$)
1 - Corporate Governance	352,218	761,396	409,178	913,675
2 - Commercial Services	2,021,278	2,410,059	388,780	2,892,070
3 - Council & Community Services	2,833,582	3,493,497	659,916	4,192,197
4 - Other Services	3,225	15,939	12,713	19,126
<b>Total Expenditure</b>	<b>5,210,303</b>	<b>6,680,891</b>	<b>1,470,588</b>	<b>8,017,068</b>

### Expenditure by Account Category

21 - Employee Expenses	1,943,200	2,380,541	437,340	2,856,649
22 - Contract and Material Expenses	695,811	1,661,514	965,704	1,993,817
23 - Fleet, Plant & Equipment	107,305	124,752	17,447	149,703
25 - Other Operating Expenses	367,080	330,099	-36,981	396,119
27 - Finance Expenses	40	167	127	200
31 - Internal Cost Allocations	2,096,866	2,183,818	86,952	2,620,581
<b>Total Expenditure</b>	<b>5,210,303</b>	<b>6,680,891</b>	<b>1,470,588</b>	<b>8,017,068</b>

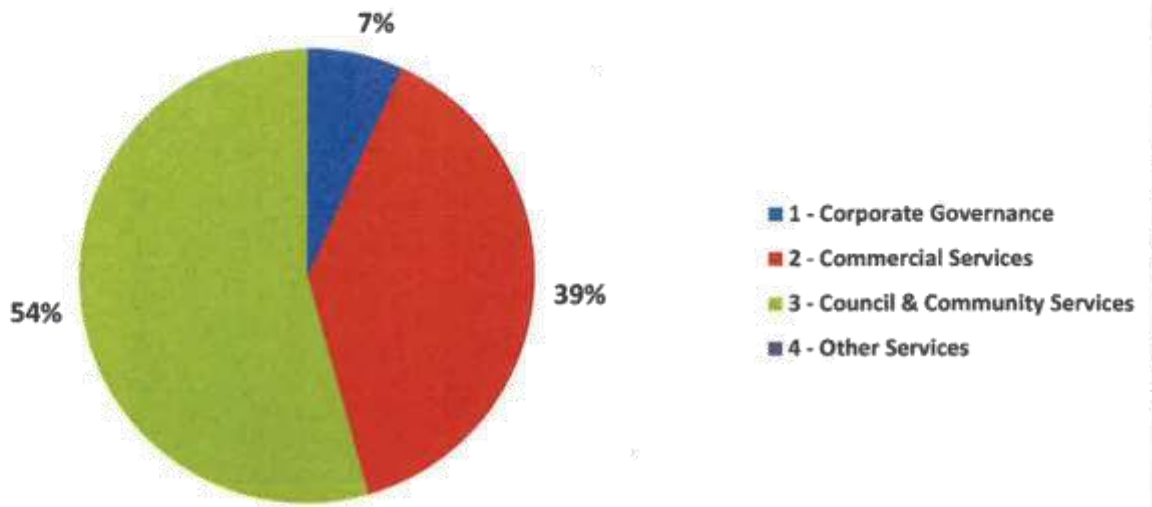
### Expenditure by Activity

110 - Assets Management - Fixed Assets	87,240	74,537	-12,703	89,444
111 - Council Services General	481,169	532,436	51,267	638,923
113 - Project Management	1,290	0	-1,290	0
115 - Asset Management - Mobile Fleet & Equipm	7,262	0	-7,262	0
131 - Council and Elected Members	8,763	0	-8,763	0
132 - Local Authority	4,249	13,425	9,176	16,110
134 - Community Grants	6,000	0	-6,000	0
138 - Local Authority Project	21,131	431,847	410,716	518,217
160 - Municipal Services	480,968	532,797	51,829	639,356
161 - Waste management	88,822	197,939	109,117	237,527
164 - Local Emergency Management	495	875	380	1,050
169 - Civic Events	184	667	483	800
170 - Australia Day	673	417	-257	500
171 - Naidoc Week	690	583	-107	700
200 - Local roads maintenance	4,712	9,167	4,454	11,000
201 - Street lighting	3,898	3,433	-464	4,120
202 - Staff Housing	49,366	50,269	903	60,322
220 - Territory Housing Repairs and Maintenance	150,305	172,991	22,687	207,589
221 - Territory Housing Tenancy Management Co	91,376	93,651	2,275	112,382
241 - Airstrip maintenance Contracts	55,763	54,167	-1,596	65,000
242 - Litter Collection and Slashing External Contr	2,300	0	-2,300	0
245 - Visitor Accommodation and External Facility	166,916	191,318	24,402	229,582
246 - Commercial Australia Post	5,808	5,830	22	6,996
313 - CDP Central Administration	720	0	-720	0
314 - Service Fee - CDP	1,613,163	1,747,674	134,510	2,097,208

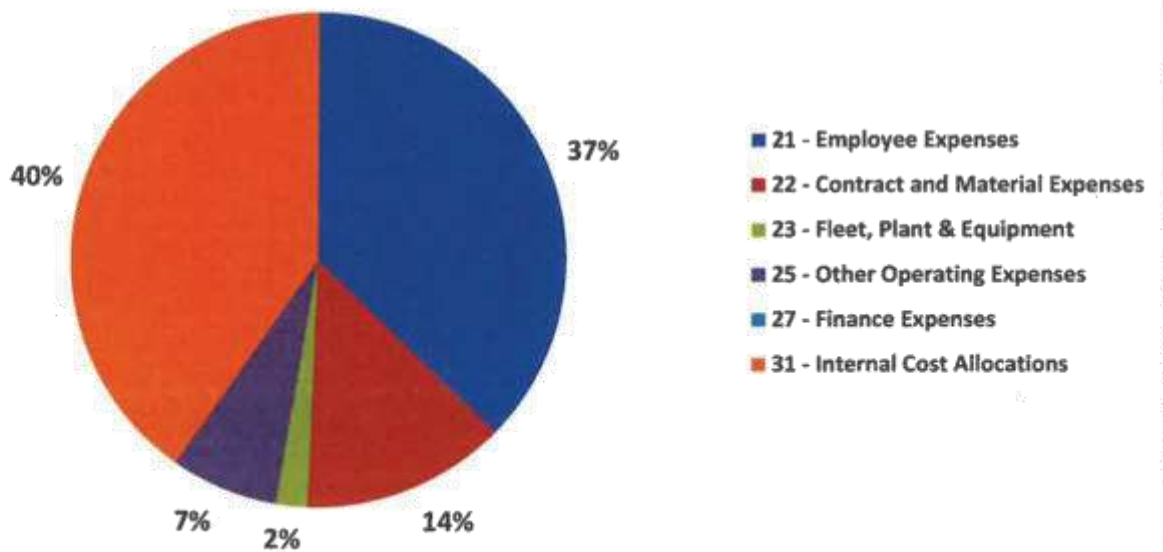
318 - Outcome Payments - CDP	71,250	266,667	195,417	320,000
323 - Outstations municipal services	30,594	69,079	38,485	82,895
340 - Community Services admin	740	0	-740	0
341 - Commonwealth Aged Care Package	157,371	215,046	57,675	258,055
342 - Indigenous Aged Care Employment	169,453	93,251	-76,203	111,901
344 - Commonwealth Home Support Program	67,183	85,474	18,292	102,569
346 - Indigenous Broadcasting	20,115	34,427	14,312	41,313
348 - Library	0	25,216	25,216	30,259
350 - Centrelink	109,900	127,463	17,563	152,955
352 - Disability in Home Support	2,945	19,356	16,411	23,227
353 - Budget Based Funding	22,227	0	-22,227	0
355 - National Disability Insurance Scheme	13,926	46,690	32,764	56,027
381 - Animal Control	509	0	-509	0
401 - Night Patrol	428,438	353,598	-74,840	424,318
403 - Outside School Hours Care	56,119	136,199	80,080	163,439
404 - Indigenous Sports and Rec Program	60,754	69,837	9,083	83,804
407 - Remote Sports and Recreation	69,845	2,589	-67,256	3,106
409 - Sport and Rec Facilities	97,855	76,215	-21,640	91,458
414 - Drug and Volatile Substances	308	0	-308	0
415 - Indigenous Youth Reconnect	203,512	168,736	-34,776	202,483
416 - Youth Vibe Grant	0	717	717	861
423 - SPG - Diversion Evenings	5	2,500	2,495	3,000
461 - Sporting Equipment - Ngukurr	715	672	-43	806
462 - 2014-19 Roads to Recovery	955	256,085	255,130	307,302
469 - SPG - Remote Australia Strategy	13,968	18,300	4,332	21,960
471 - Family Safe Environment Fund	0	15,267	15,267	18,320
485 - Ngukurr and Numbulwar Frigate Hub	3,700	194,423	190,723	233,307
487 - Improving Strategic Local Roads Infrastructure	2,510	0	-2,510	0
550 - Swimming Pool	272,142	289,063	16,921	346,875
<b>Total Expenditure</b>	<b>5,210,303</b>	<b>6,680,891</b>	<b>1,470,588</b>	<b>8,017,068</b>
<b>Capital Expenditure</b>				
5321 - Capital Purchase/Construct Buildings	147,151	216,667	69,515	260,000
5331 - Capital Construct Infrastructure	715,325	74,167	-641,159	89,000
5341 - Capital Purchases Plant & Equipment	128,713	195,083	66,370	234,100
5371 - Capital Purchase Vehicles	97,269	201,546	104,277	241,855
<b>Total Capital Expenditure</b>	<b>1,088,458</b>	<b>687,463</b>	<b>-400,996</b>	<b>824,955</b>

Ngukurr

**Expenditure by Service Group**



**Expenditure by Account Category**





# Roper Gulf Regional Council

## Income & Expenditure Report as at

30-April-2018

Numbulwar

### Expenditure by Service

	18GLACT Year to Date Actual (\$)	18GLBUD1 Year to Date Budget (\$)	Variance (\$)	18GLBUD1 Annual Budget (\$)
1 - Corporate Governance	406,158	1,015,846	609,688	1,219,015
2 - Commercial Services	1,792,560	2,065,536	272,976	2,478,642
3 - Council & Community Services	1,739,519	3,071,759	1,332,240	3,686,110
4 - Other Services	7,448	320,474	313,026	384,568
<b>Total Expenditure</b>	<b>3,945,685</b>	<b>6,473,614</b>	<b>2,527,928</b>	<b>7,768,336</b>

### Expenditure by Account Category

21 - Employee Expenses	1,655,155	1,937,649	282,494	2,325,179
22 - Contract and Material Expenses	479,969	2,410,086	1,930,117	2,892,102
23 - Fleet, Plant & Equipment	99,022	139,708	40,686	167,650
25 - Other Operating Expenses	186,984	311,053	124,069	373,263
31 - Internal Cost Allocations	1,524,556	1,675,118	150,562	2,010,142
<b>Total Expenditure</b>	<b>3,945,685</b>	<b>6,473,614</b>	<b>2,527,928</b>	<b>7,768,336</b>

### Expenditure by Activity

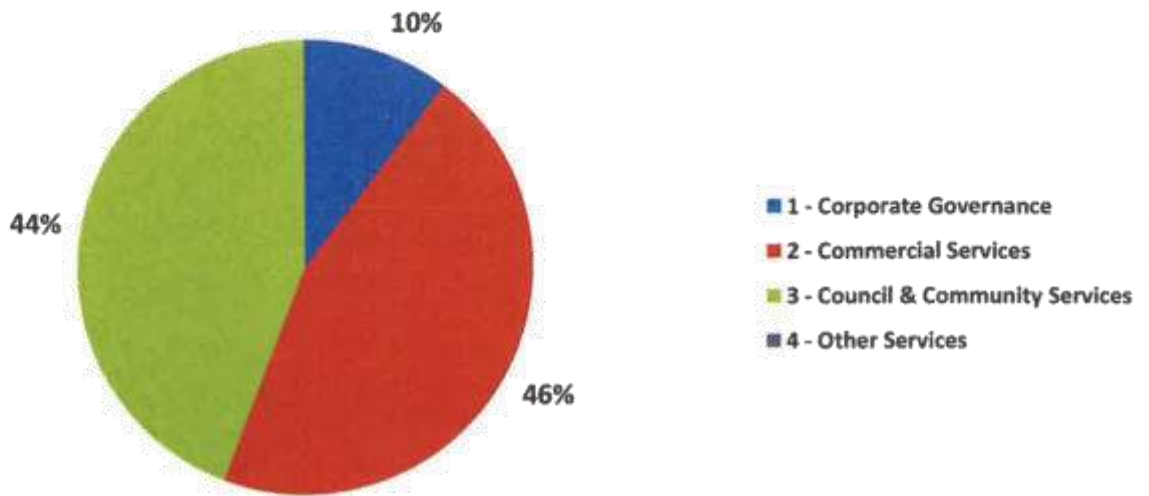
110 - Assets Management - Fixed Assets	54,832	46,848	-7,984	56,218
111 - Council Services General	290,225	340,442	50,217	408,531
113 - Project Management	408	0	-408	0
115 - Asset Management - Mobile Fleet & Equipm	738	0	-738	0
131 - Council and Elected Members	10,622	2,373	-8,249	2,848
132 - Local Authority	9,700	15,906	6,206	19,087
138 - Local Authority Project	2,776	465,426	462,650	558,511
160 - Municipal Services	397,743	461,660	63,917	553,992
161 - Waste management	49,323	104,001	54,678	124,801
164 - Local Emergency Management	917	875	-42	1,050
169 - Civic Events	0	417	417	500
170 - Australia Day	696	333	-363	400
171 - Naidoc Week	0	417	417	500
172 - Numbulwar Fuel	207,731	333,333	125,602	400,000
200 - Local roads maintenance	11,106	675,833	664,727	811,000
201 - Street lighting	2,019	20,042	18,022	24,050
202 - Staff Housing	32,831	60,569	27,738	72,683
220 - Territory Housing Repairs and Maintenance	89,632	135,213	45,581	162,255
221 - Territory Housing Tenancy Management Co	66,368	77,907	11,539	93,489
241 - Airstrip maintenance Contracts	114,072	104,167	-9,905	125,000
242 - Litter Collection and Slashing External Contr	3	0	-3	0
245 - Visitor Accommodation and External Facility	86,520	91,390	4,870	109,668
246 - Commercial Australia Post	5,504	6,193	688	7,431
275 - Mechanical Workshop	103,330	133,822	30,492	160,587
314 - Service Fee - CDP	1,394,900	1,487,401	92,501	1,784,881
318 - Outcome Payments - CDP	18,750	120,833	102,083	145,000



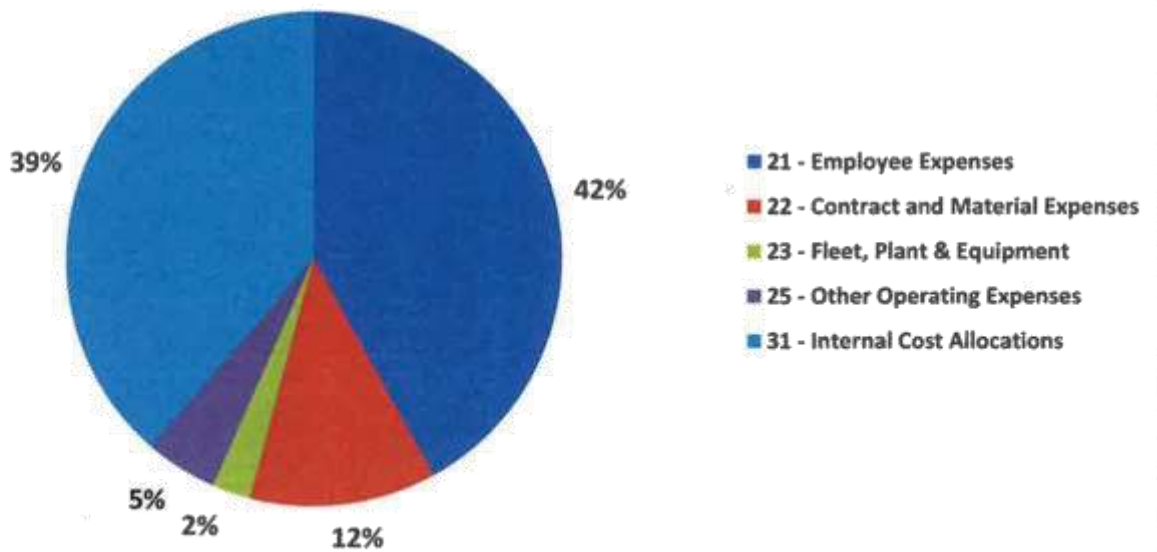
341 - Commonwealth Aged Care Package	151,195	178,780	27,585	214,536
342 - Indigenous Aged Care Employment	143,923	178,240	34,316	213,887
344 - Commonwealth Home Support Program	63,449	73,453	10,003	88,143
346 - Indigenous Broadcasting	21,267	39,801	18,535	47,762
350 - Centrelink	87,087	97,284	10,196	116,740
355 - National Disability Insurance Scheme	13,666	42,523	28,857	51,027
370 - Remote School Attendance Strategy	0	60,416	60,416	72,499
381 - Animal Control	1,107	335	-772	402
401 - Night Patrol	267,420	258,177	-9,243	309,813
404 - Indigenous Sports and Rec Program	60,192	95,832	35,640	114,998
407 - Remote Sports and Recreation	671	0	-671	0
409 - Sport and Rec Facilities	0	5,250	5,250	6,300
415 - Indigenous Youth Reconnect	173,832	192,430	18,598	230,916
416 - Youth Vibe Grant	560	1,182	622	1,418
469 - SPG - Remote Australia Strategy	0	42,660	42,660	51,192
476 - CBF – Numbulwar & Larrimah Project	6,408	15,558	9,150	18,670
485 - Ngukurr and Numbulwar Fright Hub	3,120	201,378	198,258	241,654
490 - Numbulwar Waste Management Facility	1,040	304,916	303,876	365,899
<b>Total Expenditure</b>	<b>3,945,685</b>	<b>6,473,614</b>	<b>2,527,928</b>	<b>7,768,336</b>
<b>Capital Expenditure</b>				
5321 - Capital Purchase/Construct Buildings	0	362,500	362,500	435,000
5331 - Capital Construct Infrastructure	523,265	11,250	-512,015	13,500
5341 - Capital Purchases Plant & Equipment	12,207	0	-12,207	0
5371 - Capital Purchase Vehicles	50,163	155,712	105,549	186,855
<b>Total Capital Expenditure</b>	<b>585,635</b>	<b>529,462</b>	<b>-56,173</b>	<b>635,355</b>

Numbulwar

**Expenditure by Service Group**



**Expenditure by Account Category**





# Roper Gulf Regional Council

## Income & Expenditure Report as at

30-April-2018

Other Locations

	18GLACT Year to Date Actual (\$)	18GLBUD1 Year to Date Budget (\$)	Variance (\$)	18GLBUD1 Annual Budget (\$)
<b>Expenditure by Service</b>				
1 - Corporate Governance	115	750	635	900
2 - Commercial Services	1,257,991	1,869,846	611,855	2,243,814
3 - Council & Community Services	161,199	205,493	44,294	246,591
4 - Other Services	21,343	7,839	-13,505	9,406
<b>Total Expenditure</b>	<b>1,440,647</b>	<b>2,083,927</b>	<b>643,279</b>	<b>2,500,711</b>

### Expenditure by Account Category

21 - Employee Expenses	322,658	667,776	345,118	801,332
22 - Contract and Material Expenses	366,573	904,614	538,042	1,085,537
23 - Fleet, Plant & Equipment	30,241	68,103	37,862	81,723
25 - Other Operating Expenses	112,643	187,442	74,799	224,930
31 - Internal Cost Allocations	608,532	255,991	-352,542	307,189
<b>Total Expenditure</b>	<b>1,440,647</b>	<b>2,083,927</b>	<b>643,279</b>	<b>2,500,711</b>

### Expenditure by Activity

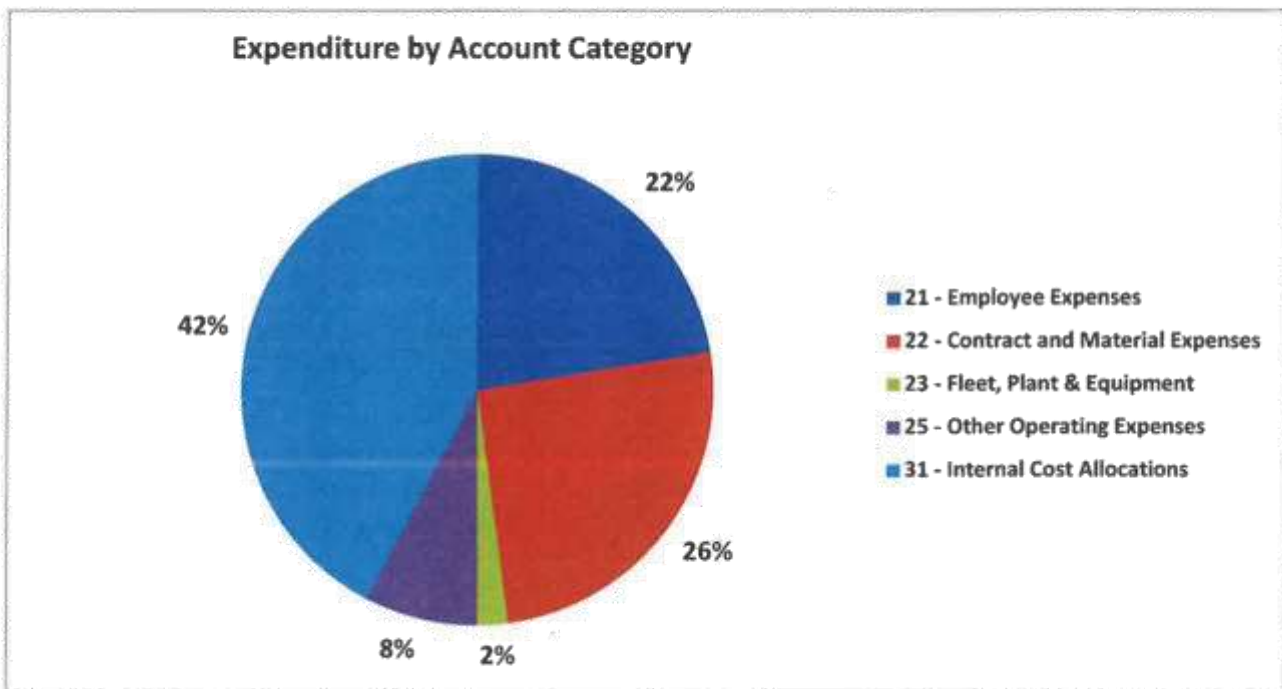
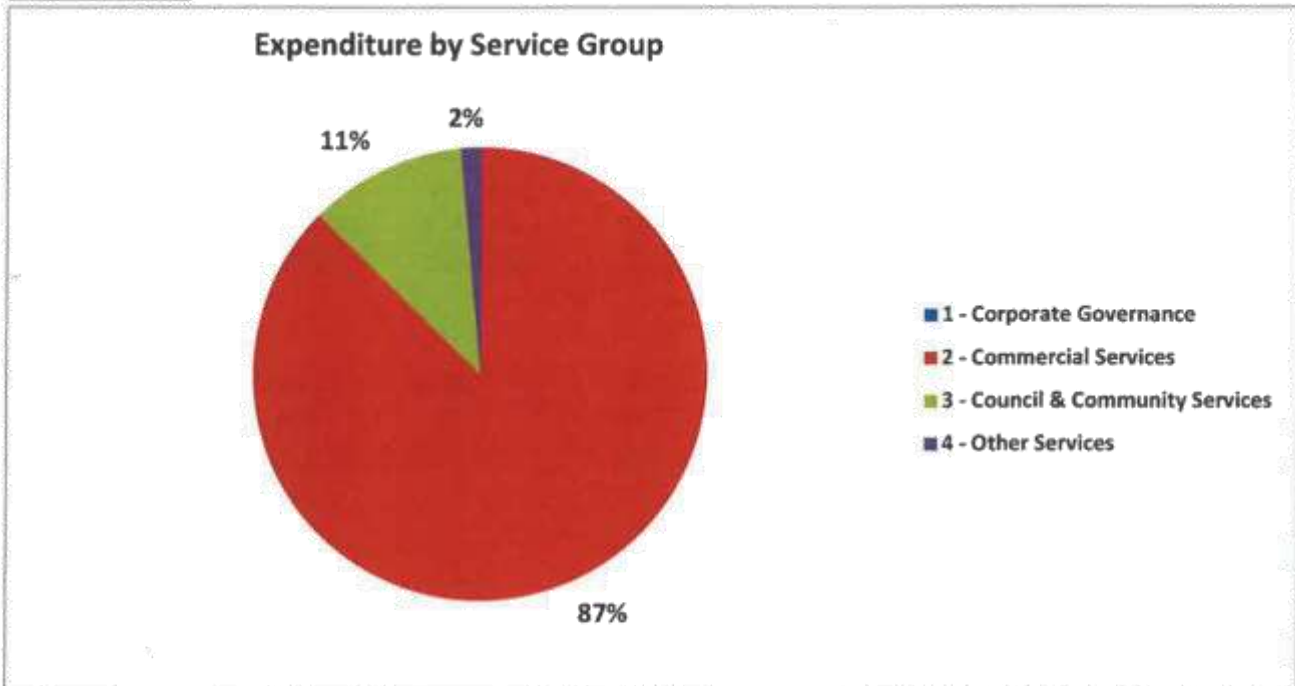
111 - Council Services General	3,546	1,250	-2,296	1,500
132 - Local Authority	115	750	635	900
160 - Municipal Services	5,729	25,143	19,414	30,171
164 - Local Emergency Management	626	875	249	1,050
200 - Local roads maintenance	1,024	0	-1,024	0
201 - Street lighting	1,169	2,250	1,081	2,700
220 - Territory Housing Repairs and Maintenance	1,011	2,083	1,072	2,500
241 - Airstrip maintenance Contracts	13,267	13,333	67	16,000
314 - Service Fee - CDP	621,724	859,794	238,069	1,031,752
317 - Youth Engagement Strategy	94,794	113,636	18,842	136,364
318 - Outcome Payments - CDP	0	25,000	25,000	30,000
322 - Outstations Housing Maintenance	46,875	15,736	-31,140	18,882
323 - Outstations municipal services	132,621	110,868	-21,753	133,042
324 - Outstations Capital Infrastructure	308,147	570,779	262,632	684,934
325 - HEA (Homelands Extra Allowance)	39,550	158,616	119,066	190,339
401 - Night Patrol	149,104	175,975	26,870	211,170
476 - CBF - Numbulwar & Larrimah Project	11,676	0	-11,676	0
489 - Kewulyi Solar Light	9,667	7,839	-1,829	9,406
<b>Total Expenditure</b>	<b>1,440,647</b>	<b>2,083,927</b>	<b>643,279</b>	<b>2,500,711</b>

### Capital Expenditure

5121 - Acquisition of Buildings	610,069	0	-610,069	0
5122 - Acc Depreciation of Buildings	-1,703,712	0	1,703,712	0
5131 - Acquisition of Infrastructure	534,687	0	-534,687	0
5132 - Acc Depreciation of Infrastructure	-311,090	0	311,090	0
5141 - Acquisition of Plant & Equipment	710,767	0	-710,767	0

5142 - Acc Depreciation of Plant	-459,217	0	459,217	0
5162 - Acc Depreciation of Furniture Fitt	-826	0	826	0
5171 - Acquisition of Motor Vehicles	832,124	0	-832,124	0
5172 - Acc Depreciation of Vehicles	-450,903	0	450,903	0
5191 - Roads Acquisitions	138,731	0	-138,731	0
5192 - Accumulated Depreciation - Roads	-166,483	0	166,483	0
5329 - EO Transfer to Acq Buildings	-610,069	0	610,069	0
5339 - EO Transfer to Acq Infrastructure	-673,418	0	673,418	0
5349 - EO Transfer to Acq Plant & Equipment	-710,767	0	710,767	0
5371 - Capital Purchase Vehicles	48,846	0	-48,846	0
5379 - EO Transfer to Acq Vehicles	-832,124	0	832,124	0
<b>Total Capital Expenditure</b>	<b>-3,043,383</b>	<b>0</b>	<b>3,043,383</b>	<b>0</b>

**Other Locations**



**CORPORATE GOVERNANCE DIRECTORATE REPORT**

<b>ITEM NUMBER</b>	13.3
<b>TITLE</b>	Grants: Grant Agreement Variations
<b>REFERENCE</b>	749094
<b>AUTHOR</b>	Josh Chevailier-Brine, Grants Coordinator

**RECOMMENDATION**

- (a) That the Finance Committee accept the variation to the Building Better Regions Fund Grant Agreement, by signing and dating one copy of the Funding Agreement.
- (b) That the Finance Committee accept the variation to 2017-18 MES/HMS Grant Agreement from the Department of Housing and Community Development, by signing, dating, and affixing the Common Seal to one copy of the Funding Agreement.
- (c) That the Finance Committee accept the variation to Homelands Extra Allowance Grant Agreement from the Department of Housing and Community Development, by signing, dating, and affixing the Common Seal to one copy of the Funding Agreement.
- (d) That the Finance Committee accept the variation to the 2018 Youth Reconnect Grant Agreement from the Department of Prime Minister and Cabinet, by signing and dating one copy of the Funding Agreement.

**BACKGROUND****Variation to Building Better Regions Fund**

The Commonwealth Government has provided \$978,714 (GST Exclusive) for upgrades and extension to Council offices in Borrorrowla. The deed of variation extends the Project Completion Date in the Funding Agreement, from 30 June 2018 to 30 June 2019.

**Variation to 2017-18 MES/HMS Funding**

The Variation provides additional funding of \$44,000 (GST Inclusive) for targeted housing repairs for roofing and asbestos removal.

**Variation 2017-18 Homelands Extra Allowance Funding**

The variation provides additional funding of \$72,600 (GST Inclusive) to improve and upgrade for 11 homelands dwellings. \$6,600 (GST Inclusive) is provided per dwelling.

**Variation to Youth Reconnect**

The Variation allows Council to retain the underspend of \$51,865 (GST Exclusive) reported to the Department.

**ISSUES/OPTIONS/SWOT**

Nil

**FINANCIAL CONSIDERATIONS**

Nil

**ATTACHMENTS:**

There are no attachments for this report.

**CORPORATE GOVERNANCE DIRECTORATE REPORT**

<b>ITEM NUMBER</b>	13.4
<b>TITLE</b>	Grants: Request for sponsorship
<b>REFERENCE</b>	749098
<b>AUTHOR</b>	Josh Chevailier-Brine, Grants Coordinator

**RECOMMENDATION**

- (a) **That the Finance Committee assess and make recommendations on the Sponsorship Request from Artback NT for \$3,000, to conduct the Music NT Desert Divas program at the 2018 Malandari Festival.**

**BACKGROUND****Project description:**

Malandarri Festival is a special community-based event celebrating traditional and contemporary arts and cultural practise from the Gulf region. The Yanyuwa, Garrwa, Mara and Gurdanji people of Borroloola invite visiting dance or music groups each year for the annual festival event to attend and collaborate with the community. The opportunity for cultural exchange and maintenance the festival provides is incredibly important for the community. For 2018, Borroloola wish to invite Music NT's Desert Divas to attend the festival and run workshops in Robinson River and Borroloola leading up to a performance at the festival. The Desert Divas program has successfully run since 2010 supporting Indigenous Australian female artists to develop their music skills and confidence. Desert Divas are conducting an NT tour in 2018 and the dates of this align with the festival. Borroloola has a number of bands (Sandridge Band, High Tide and Malandarri Band), however it is largely male-dominated. The community has identified a number of female youth who have a passion of music and would greatly benefit from this opportunity.

**ISSUES/OPTIONS/SWOT**

<<Enter Text>>

**FINANCIAL CONSIDERATIONS**

ArtbackNT is contributing \$10,000 (GST Exclusive) to the Festival, which has a total budget of \$96,000 (GST Exclusive).

There is currently \$3,000 of unallocated funds in Councils the 2017-18 Community Grants Program budget.

**ATTACHMENTS:**

There are no attachments for this report.

**COUNCIL & COMMUNITY SERVICES DIRECTORATE  
REPORT**

---



<b>ITEM NUMBER</b>	14.1
<b>TITLE</b>	NDIS funding report
<b>REFERENCE</b>	748026
<b>AUTHOR</b>	Annalisa Bowden, Regional Manager Community Services

**RECOMMENDATION**

- (a) **That the Finance Committee receive and Note Community Services report**

**BACKGROUND**

Roper Gulf Regional Council applied to the National Readiness Grant Round (2) under the Information, Linkages and Capacity Building (ILC) Program.

The National Disability Insurance Agency (NDIA) and the Community Grants Hub advised our organisation that it had been selected as a preferred provider for this funding round.

The grant funding is for \$200,000.00 (GST exclusive) to deliver ILC National Readiness Grant.

The NDIA will contact us with further information including a Letter of Offer and Grant Agreement outlining the Terms and Conditions of funding, and a schedule that details the activity to be delivered

**ISSUES/OPTIONS/SWOT**

nil

**FINANCIAL CONSIDERATIONS**

Budget to be adjusted to incorporate new position for funding received.

**ATTACHMENTS:**

There are no attachments for this report.

**COUNCIL & COMMUNITY SERVICES DIRECTORATE  
REPORT**

---

<b>ITEM NUMBER</b>	14.2
<b>TITLE</b>	CCCF Funding
<b>REFERENCE</b>	748031
<b>AUTHOR</b>	Annalisa Bowden, Regional Manager Community Services

**RECOMMENDATION**

- (a) **That the Finance Committee receive and note report from Community Services**

**BACKGROUND**

Roper Gulf Regional Council Community Services department has been successful in its application for funding under the Community Child Care Fund (CCCF) Restricted non-competitive grant opportunity.

The purpose of the CCCF is to support child care services to address barriers to child care participation, particularly targeting disadvantaged and vulnerable families and communities. Grants provided under the CCCF are intended to supplement income from the Child Care Subsidy (CCS) and additional Child Care Subsidy (ACCS) as well as fee income received from families. Together the estimated subsidy income that was provided in our application, and the allocated CCCF funding grant means that the service (s) will be better off under the new child care package than what was provided under the current Budget Based Funding (BBF) Program.

In the allocation of CCCF funding, priority has been given to sustainability funding to support services to transition. This funding includes operational, sustainability community support and other activities. Given this focus, funding sought from new activities has not been approved at this stage.

CCCF Guidelines allow for other capital projects and other activities to be supported in the future CCCF funding rounds.

Under the package our service and the families that use them will for the first time, be able to access the same direct support from the Australian Government as other approved child care services.

1. CCS / ACCS Estimated income from families in to the value of \$53,896.
2. CCCF Sustainability funding \$955,694 per year

The current BBF funding agreement ends on the 30<sup>th</sup> of June 2018.

The new CCCF funding agreement will be issued in May 2018 and this contract finishes in 2023.(five years). The mult year funding agreement will support Council to consider the longer term planning and provides greater security of funding.

Under the CCCF Guidelines the Department has discretion to provide additional sustainability funding where services experience financial difficulties because lower than expected subsidy income. In the first year, 50% of grant funding will be provided on execution of the funding agreement and there will be a review point following the first quarter to identify whether services achieve subsidy estimates.

In May 2018 the Department of Price Waterhouse Coopers will host forums across Australia. These forums will focus on the operational details and the next steps Council and family need to take in order to successfully transition to the package on the 2 of July 2018.



**ISSUES/OPTIONS/SWOT**

nil

**FINANCIAL CONSIDERATIONS**

Budget to be adjusted to meet new funding contract

**ATTACHMENTS:**

There are no attachments for this report.

**COUNCIL & COMMUNITY SERVICES DIRECTORATE  
REPORT**

---



<b>ITEM NUMBER</b>	14.3
<b>TITLE</b>	NDIS Report
<b>REFERENCE</b>	748032
<b>AUTHOR</b>	Annalisa Bowden, Regional Manager Community Services

**RECOMMENDATION**

- (a) **That the Finance Committee receive and note report from Community Services**

**BACKGROUND**

Roper Gulf Regional Council applied to the National Readiness Grant Round (2) under the Information, Linkages and Capacity Building (ILC) Program.

The National Disability Insurance Agency (NDIA) and the Community Grants Hub advised our organisation that it had been selected as a preferred provider for this funding round.

The grant funding is for \$200,000.00 (GST exclusive) to deliver ILC National Readiness Grant.

The NDIA will contact us with further information including a Letter of Offer and Grant Agreement outlining the Terms and Conditions of funding, and a schedule that details the activity to be delivered.

**ISSUES/OPTIONS/SWOT**

nil

**FINANCIAL CONSIDERATIONS**

Budget to be created to reflect funding received

**ATTACHMENTS:**

There are no attachments for this report.

## COUNCIL & COMMUNITY SERVICES DIRECTORATE REPORT



<b>ITEM NUMBER</b>	14.4
<b>TITLE</b>	NTG Territory Wide Logistics Master Plan
<b>REFERENCE</b>	748263
<b>AUTHOR</b>	Sharon Hillen, Director of Council and Community Services

### RECOMMENDATION

- (a) That the Finance Committee receive and note the NTG Territory Wide Logistics Master Plan
- (b) That the Finance Committee provide a submission to the discussion paper of the NTG Territory Wide Logistics Master Plan

### BACKGROUND

Director of Council and Community Services Sharon Hillen represents Council on the Big Rivers Region Economic Development Committee (BRREDC).

At the last meeting (3 May 2018) a discussion paper on the Territory Wide Logistics Master Plan was tabled with an accompanying letter offering the REDC an opportunity to submit a written submission (attached).

Please see attached and below link to the discussion paper. A snapshot of questions is also attached.

The BRREDC administration support has asked for submissions which are due before 31 May 2018.

<https://dipl.nt.gov.au/transport/transport-strategies-and-plans/territory-wide-logistics-master-plan>

### ISSUES/OPTIONS/SWOT

Council's main interest in this area are the secondary Highways of Central Arnhem Road, Roper and Carpentaria Highways. Council may also be interested in the development of mining infrastructure in the region.

#### Proposed Submission content

- change the name of the region to Big Rivers Region globally across the NTG Operations
- lack of industrial land and land release in general particularly in Borroloola and Mataranka. More challenging is a review of Ngukurr's Area Plan which identifies a small area for industrial land release. There are no surveyed lots and the location is unfeasible due to the availability of gravel required to fill the site which is adjacent to a deep drainage line.
- Increase the number of fatigue stops – Council has identified through the Borroloola Local Authority to install at least two rest stops on the Woolagorang Road from Borroloola to the Queensland border for the self drive tourist industry on the Savannah Way. Providing waste receptacles and toilets as tourists are leaving considerable waste at outstation turnoffs and other sensitive areas on Country.
- Cost of freight is crippling household budgets in remote regional towns
- need for network improvements – Councils would like to extend its thanks to the development of the Roper and Wilton River bridges and aims to advocate for the

continuation of bridge development on the Numbulwar Road rivers particularly the Phelps River which keeps Numbulwar residents behind water for all of the wet season.

- Key freight routes don't include barge services to remote Coastal communities
- Central Arnhem Road is a significant freight route for East Arnhem and should be included considering the funds proposed to upgrade this infrastructure asset.
- What is the future of the Roper to Bing Bong Port Haul Road and should it be included in the maps and information.

**FINANCIAL CONSIDERATIONS**

<<Enter Text>>

**ATTACHMENTS:**

There are no attachments for this report.

**COMMUNITY SERVICES DIRECTORATE REPORT**

<b>ITEM NUMBER</b>	15.1
<b>TITLE</b>	Commonwealth Home Support Program (CHSP)
<b>REFERENCE</b>	748030
<b>AUTHOR</b>	Annalisa Bowden, Regional Manager Community Services

**RECOMMENDATION**

- (a) **That the Finance Committee Receive and note Report for Commonwealth Home Support Program (CHSP)**

**BACKGROUND**

Commonwealth represented by the Department of Health has issued an agreement for the Commonwealth Home Support Program (CHSP) under the Grant Agreement 4-7SCH212.

The purpose of this grant is in accordance with the objectives of the Commonwealth Home Support Programme.

1. Provide high quality support services at a low intensity on a short term or ongoing basis or higher intensity services delivered on a short term or episodic basis to eligible frail older people (65 years and over or 50 years and over for Aboriginal and Torres Strait Islander people) to maximize their independence at home and in the community.
2. Support frail older people or prematurely aged people (50 years and over or 45 years and older for Aboriginal and Torres Strait Islander people) who are on a low income and who are homeless or at risk of homelessness through linking to appropriate and sustainable housing, community care and other support services.
3. Support frail older people through the delivery of planned respite activities which allow carers to take a break from their usual caring responsibilities.
4. Support the development of the home support aged care service system that meets the aims of the Commonwealth Home Support Programme and broader aged care systems.

Grant starts on the 1<sup>st</sup> of July 2018 and ends on the 30<sup>th</sup> of June 2020.  
Total funding received \$395,020.58.

Commonwealth Home Support Program assists frail older people who are living in the community to maximize their independence. Through the delivery of timely, high quality entry-level support services which takes into account each person's individual goals, preferences and choices – and underpinned by a strong emphasis on restorative approaches, including wellness and enablement. This program helps its participants to stay living in their own homes for as long as they can and wish to do so by building relationships with the participants and their carers. This model of care is supported by Roper Gulf Regional Council Goals and strategies.

**ISSUES/OPTIONS/SWOT**

nil

**FINANCIAL CONSIDERATIONS**

Budget to reflect new agreement

**ATTACHMENTS:**

There are no attachments for this report.