



AGENDA

FINANCE COMMITTEE

TUESDAY, 24 JANUARY 2017

Notice is given that the next Finance Committee Meeting of the Roper Gulf Regional Council will be held on:

- Tuesday, 24 January 2017
- at 2 Crawford Street, Katherine
- Commencing at 8:30am

Your attendance at the meeting will be appreciated.

Michael Berto
CHIEF EXECUTIVE OFFICER

TABLE OF CONTENTS

ITEM	SUBJECT	PAGE NO
1	PRESENT/STAFF/GUESTS	
2	MEETING OPENED	
3	WELCOME TO COUNTRY	
4	APOLOGIES AND LEAVE OF ABSENCE	
5	CALL FOR ITEMS OF GENERAL BUSINESS	
6	QUESTIONS FROM THE PUBLIC	
7	DISCLOSURE OF INTEREST	
8	CONFIRMATION OF PREVIOUS FINANCE COMMITTEE MEETING MINUTES	
	8.1 Minutes of Previous Finance Committee Meeting.....	5
9	BUSINESS ARISING FROM PREVIOUS MINUTES	
	9.1 Action List.....	12
10	INCOMING CORRESPONDENCE	
	10.1 Incoming Correspondence	13
11	OUTGOING CORRESPONDENCE	
	11.1 Outgoing Correspondence	14
12	EXECUTIVE DIRECTORATE REPORTS	
	<i>Nil</i>	
13	CORPORATE GOVERNANCE DIRECTORATE REPORTS	
	13.1 FINANCE - RGRC FINANCIAL REPORT AS AT 31st December 2016.....	16
	13.2 GRANTS: Department of Tourism and Culture Facility and Capital Equipment Program - Borroloola AFL Oval Upgrade	52
	13.3 GRANTS: Department of Tourism and Culture Sport and Recreation Division - 2016-17 Remote Sport Program Funding Offer	53
14	COUNCIL & COMMUNITY SERVICES DIRECTORATE REPORT	
	14.1 Australia Day 2017	54
15	COMMERCIAL SERVICES DIRECTORATE REPORTS	
	<i>Nil</i>	
16	GENERAL BUSINESS	
17	CLOSED SESSION	
	17.1 Minutes of Previous Closed Session Finance Committee Meeting <i>The report will be dealt with under Section 65(2) (c) (e) of the Local Government Act 2008 and Regulation 8 of the Local Government (Administration) Regulations 2008. It contains information that would, if publicly disclosed, be likely to cause commercial prejudice to, or confer</i>	

an unfair commercial advantage on any person; AND information provided to the council on condition that it be keep confidential.

- 17.2 Draft MOU, Schedule and Budget for Proposed sub-contract to Alawa Aboriginal Corporation

The report will be dealt with under Section 65(2) (ci) of the Local Government Act 2008 and Regulation 8 of the Local Government (Administration) Regulations 2008. It contains information that would, if publicly disclosed, be likely to cause commercial prejudice to, or confer an unfair commercial advantage on any person.

- 17.3 Australia Day Award Winners

The report will be dealt with under Section 65(2) (e) of the Local Government Act 2008 and Regulation 8 of the Local Government (Administration) Regulations 2008. It contains information provided to the council on condition that it be keep confidential.

- 17.4 Proposal to amend staffing structuring for Territory Housing contract

The report will be dealt with under Section 65(2) (a) (cii) of the Local Government Act 2008 and Regulation 8 of the Local Government (Administration) Regulations 2008. It contains information about the employment of a particular individual as a member of the staff or possible member of the staff of the council that could, if publicly disclosed, cause prejudice to the individual; AND information that would, if publicly disclosed, be likely to prejudice the maintenance or administration of the law.

18 CLOSE OF MEETING

**CONFIRMATION OF PREVIOUS FINANCE COMMITTEE
MEETING MINUTES**



ITEM NUMBER	8.1
TITLE	Minutes of Previous Finance Committee Meeting
REFERENCE	682789
AUTHOR	Darcie Boon, Acting Local Authority Support Coordinator

RECOMMENDATION

- (a) **That the Finance Committee receive and note the minutes of the Finance Committee Meeting held on 23 November 2016.**

BACKGROUND

The Finance Committee Meeting was last held on 23 November 2016.

Attached are the minutes from this meeting that were approved by Council on 14th December 2016.

ISSUES/OPTIONS/SWOT

Nil

FINANCIAL CONSIDERATIONS

Nil.

ATTACHMENTS:

- 1 FCM_23112016_MIN_CONFIRMED.pdf



**MINUTES OF THE FINANCE COMMITTEE MEETING OF THE ROPER GULF
REGIONAL COUNCIL MEETING HELD AT 2 CRAWFORD STREET, KATHERINE
ON WEDNESDAY, 23 NOVEMBER 2016 AT 8:30AM**

1. PRESENT/STAFF/GUESTS

1.1 Elected Members

Mayor Tony Jack – *via Telephone*
 Deputy Mayor Judy MacFarlane - Chairperson
 Councillor Kathy-Anne Numamurdirdi
 Councillor Eric Roberts
 Councillor John Dalywater
 Independent Member, Geoff Bishop

1.2 Staff

Michael Berto, Chief Executive Officer (CEO)
 Sharon Hillen, Director Council and Community Services (DCCS)
 Marc Gardner, Director Commercial Services (DCS)
 Lokesh Anand, Manager Finance
 Amanda Haigh, Manager Governance, Corporate Planning and Compliance

1.3 Guests

Cr Eric Roberts was not present at the start of the meeting, the time being 08:33 AM

2. MEETING OPENED

Meeting opened at 8.33am.

3. WELCOME TO COUNTRY

Deputy Mayor Judy MacFarlane welcomed members and staff to the meeting and the Council Pledge was read.

4. APOLOGIES AND LEAVE OF ABSENCE

There were no apologies for this Finance Committee meeting.

5. CALL FOR ITEMS OF GENERAL BUSINESS

1. Late Incoming Correspondence – Re: Invitation sent to Minister McCarthy – CEO
Michael Berto
2. Late Incoming Correspondence – Re: New Infrastructure Plan to Support Territory
Jobs NTG Media Release – Director Council and Community Services Sharon
Hillen

6. QUESTIONS FROM THE PUBLIC

NIL

7. DISCLOSURES OF INTEREST

There were no declarations of interest at this Finance Committee.

8. CONFIRMATION OF PREVIOUS FINANCE COMMITTEE MEETING MINUTES**8.1 MINUTES OF PREVIOUS FINANCE COMMITTEE MEETING**

45/2016 RESOLVED (Tony Jack/Geoff Bishop) Carried

- (a) That the Finance Committee receive and note the minutes of the Finance Committee Meeting held on 28 September 2016.

9. BUSINESS ARISING FROM PREVIOUS MINUTES**9.1 ACTION LIST**

46/2016 RESOLVED (Kathy-Anne Numamurdiridi/Geoff Bishop) Carried

- (a) That the Finance Committee receive and note the action list.

Cr Eric Roberts arrived at the meeting, the time being 08:46 am

10. INCOMING CORRESPONDENCE**10.1 INCOMING CORRESPONDENCE**

47/2016 RESOLVED (Kathy-Anne Numamurdiridi/John Dalywater) Carried

- (a) That the Finance Committee accept the Incoming Correspondence.

11. OUTGOING CORRESPONDENCE

NIL

12. EXECUTIVE DIRECTORATE REPORTS

NIL

13. CORPORATE GOVERNANCE DIRECTORATE REPORTS**13.1 POLICY REVIEWED - HR002 BULLYING, HARASSMENT AND DISCRIMINATION POLICY**

48/2016 RESOLVED (Tony Jack/Geoff Bishop) Carried

- (a) That the Finance Committee approve the reviewed HR0002 Bullying, Harassment and Discrimination Policy.

13.2 FINANCE -RGRC FINANCIAL REPORT AS AT 31 OCTOBER 2016

Council note the issues raised on the debtors outstanding amounts with visitor accommodation assets that our Asset Management policies and procedures need further improvement.

49/2016 RESOLVED (Geoff Bishop/Kathy-Anne Numamurdirdi) Carried

- (a) That the Finance Committee receive and note the financial reports as at 31 October 2016.

13.3 FINANCE - AUDITED GENERAL PURPOSE FINANCIAL STATEMENT 2015-16

Independent Geoff Bishop commended the Finance team and Councillors on the clean audit.

50/2016 RESOLVED (Eric Roberts/Tony Jack) Carried

- (a) That the Finance Committee receive and note 2015-16 Audited General Purpose Financial Statements.

13.4 FINANCE - FIRST QUARTER AMENDED BUDGET 2016-17

51/2016 RESOLVED (Geoff Bishop/Eric Roberts) Carried

- (a) That the Finance Committee adopts the First Quarter Amended Budget for 2016-17.

Morning Tea Break: 10.05 am

Meeting Resumes: 10.37 am

13.5 GRANTS: OFFICE OF WOMEN'S POLICY GENERAL GRANT ACQUITTAL - WOMEN OF THE WORLD CONFERENCE ATTENDANCE PROJECT

52/2016 RESOLVED (Kathy-Anne Numamurdirdi/Tony Jack) Carried

- (a) That the Finance Committee Meeting accept the Office of Women's Policy General Grant Acquittal for the Women of the World Conference Attendance Project by two Councillors signing and dating the acquittal.

13.6 FLEET DISPOSAL LIST

The updated list of fleet items that need to be approved for disposal at the FCM. The list within the agenda report have been reallocated so this is the final updated list.

Additional Vehicles to be approved						
Sent to FCM - 23/11/16						
FLID	Description	Location	Service	Activity	Year	
70762	CB70JG prev CB13OG TOYOTA LC MILITARY WORKMATE	14	10	111	2012	Auction - 2 Crawford St
70528	TH2125 TRAILER CANOE CARRIER	10	34	415	2011	Auction - 2 Crawford St
70426	955181 TOYOTA HILUX	12	14	160	2009	Auction - 2 Crawford St

70574	997935 TOYOTA LANDCRUISER TROOPCARRIER	13	34	415	2008	Auction - 2 Crawford St
70070	786355 TRAYBACK TOYOTA LANDCRUISER	21	22	275	2006	Auction - 2 Crawford St
70342	927362 HUSQVARNA MOWER	11	14	160	2006	Auction - 2 Crawford St
70040	736653 TOYOTA LANDCRUISER	21	14	160	2005	Auction - 2 Crawford St
70147	912675 KUBOTA TRACTOR B26 BACKHOE	11	14	160	2008	Auction - 2 Crawford St
70535	CB45GO (CA37XD) TOYOTA HILUX	16	14	160	2011	Auction - 2 Crawford St
70491	TG8564 TRAILER (old) LANDCARE	20	26	314	2010	Auction - 2 Crawford St

53/2016 RESOLVED (Geoff Bishop/Eric Roberts)

Carried

- (a) That the Finance Committee approves the disposal of the list of additional fleet assets as provided in the table.
- (b) That the Finance Committee approves the disposal of these assets through a public auction to be held in Katherine on Saturday 26th November 2016.
- (c) That the Finance Committee approves that any item not sold at the public auction in Katherine, to be sold at a later date by auction either in Katherine or Darwin.

13.7 RGRC'S CHRISTMAS PARTIES AT KATHERINE AND COMMUNITIES

54/2016 RESOLVED (Geoff Bishop/John Dalywater)

Carried

- (a) That Council receive and note the report on RGRC's Christmas Parties at Katherine and Communities.

14. COUNCIL & COMMUNITY SERVICES DIRECTORATE REPORT

NIL

15. COMMERCIAL SERVICES DIRECTORATE REPORTS

NIL

16. GENERAL BUSINESS

16.1 LATE INCOMING CORRESPONDENCE - RE: INVITATION TO MINISTER MCCARTHY - CEO Michael Berto

Infexpert ID# 678882. Email response received from Minister McCarthy 16 November 2016.

CEO wrote to Minister McCarthy on the 15 November 2016 requesting a meeting to discuss important infrastructure projects. These Projects are:

- CBD Upgrade Borrooloola
- Borrooloola Government Business Centre proposal
- Borrooloola Sports Grounds Master Plan

- Upgrade of Youth Centre and Rec Courts

The CEO also invited the Minister to 2 events:

- The Council meeting on the 14th December 2016 and Christmas party on the evening of the 14th December 2016.
- The proposed official opening of the Council 2 new facilities in Katherine expected April 2017.

55/2016 RESOLVED (Eric Roberts/John Dalywater)

Carried

- (a) That the Finance Committee receive and note the email response in regards to invitation sent to Minister McCarthy.

16.2 LATE INCOMING CORRESPONDENCE - RE: NEW INFRASTRUCTURE PLAN TO SUPPORT TERRITORY JOBS NTG MEDIA RELEASE - Director Council and Community Services Sharon Hillen

21 November 2016 email Media Release was received. Infoxper ID# 679195.

Treasurer Nicole Manison today unveiled the Labor Government's new infrastructure priorities which include 37 new and fast-tracked projects to support more local jobs across more Territory industries.

56/2016 RESOLVED (Tony Jack/Eric Roberts)

Carried

- (a) That Finance Committee receive and note the late incoming correspondence from the NTG Media Release New Infrastructure Plan To Support Territory Jobs.

Action: CEO to write to the NTG, cc in the Federal Minister, to raise the issues on behalf of Ngukurr & Numbulwar communities, and surrounding stakeholders and property owners expressing the concern for any further delays in the development of the Roper Highway.

17. CLOSED SESSION

DECISION TO MOVE TO CLOSED SESSION

57/2016 RESOLVED (Kathy-Anne Numamurdirdi/John Dalywater)

Carried

Members of the press and public be excluded from the meeting of the Closed Session and access to the correspondence and reports relating to the items considered during the course of the Closed Session be withheld. This action is taken in accordance with Section 65(2) of the Local Government Act, 2008 as the items lists come within the following provisions:-

17.1 Minutes of Previous Closed Session Finance Committee Meeting - *The report will be dealt with under Section 65(2) (ci) (e) of the Local Government Act 2008 and Regulation 8 of the Local Government (Administration) Regulations 2008. It contains information that would, if publicly disclosed, be likely to cause commercial prejudice to, or confer an unfair commercial advantage on any person; AND information provided to the council on condition that it be keep confidential.*

17.2 FINANCE - MANAGEMENT LETTER 2015-16 AUDIT - *The report will be dealt with under Section 65(2) (cii) of the Local Government Act 2008 and Regulation 8 of the Local Government (Administration) Regulations 2008. It contains information that would, if publicly disclosed, be likely to prejudice the maintenance or administration of the law.*

RESUMPTION OF MEETING**58/2016 RESOLVED (Tony Jack/Eric Roberts)****Carried**

That the decisions of Closed Session be noted as follows:-

17.1 MINUTES OF PREVIOUS CLOSED SESSION FINANCE COMMITTEE MEETING**59/2016 RESOLVED (Geoff Bishop/Eric Roberts)****Carried**

- (a) That the Finance Committee receive and note the minutes of the Closed Session Finance Committee Meeting held on 28 September 2016.

17.2 FINANCE - MANAGEMENT LETTER 2015-16 AUDIT**60/2016 RESOLVED (Geoff Bishop/Kathy-Anne Numamurdirdi)****Carried**

- (a) That Finance Committee receive and note the Audit Management Letter 2015-16.

18. CLOSE OF MEETING

The meeting terminated at 11.12 am.

THIS PAGE AND THE PRECEEDING 5 PAGES ARE THE MINUTES OF THE Finance Committee HELD ON Wednesday, 23 November 2016 AND CONFIRMED Wednesday, 14 December 2016.



Mayor Tony Jack

BUSINESS ARISING FROM PREVIOUS MINUTES

ITEM NUMBER 9.1
TITLE Action List
REFERENCE 682794
AUTHOR Darcie Boon, Acting Local Authority Support Coordinator

RECOMMENDATION

(a) That the Finance Committee receive and note the action list.

BACKGROUND

Finance Committee Action List

<i>DATE</i>	<i>ITEM NO.</i>	<i>DESCRIPTION</i>	<i>PERSON</i>	<i>DETAILS</i>	<i>STATUS</i>	<i>COMMENTS</i>
23-Nov-16	16.2	LATE INCOMING CORRESPONDENCE - RE: NEW INFRASTRUCTURE PLAN TO SUPPORT TERRITORY JOBS NTG MEDIA RELEASE	CEO- Michael Berto	CEO to write to the NTG, cc in the Federal Minister, to raise the issues on behalf of Ngukurr & Numbulwar communities, and surrounding stakeholders and property owners expressing the concern for any further delays in the development of the Roper Highway.	Ongoing	

ISSUES/OPTIONS/SWOT

Nil

FINANCIAL CONSIDERATIONS

Nil

ATTACHMENTS:

INCOMING CORRESPONDENCE

ITEM NUMBER 10.1
TITLE Incoming Correspondence
REFERENCE 682795
AUTHOR Rita Duncan, Executive Assistant to CEO

RECOMMENDATION

(a) That Committee accept the Incoming correspondence.

Date Received	Received By	Received From	Correspondence Details	InfoXpert
13 Dec 2016	DCS	Dept of Primary Industry & Resources	Requirement for an updated Mining Management Plan	683806
13 Dec 2016	SASO Borroloola	NT Cricket	Barra Cup – Borroloola & CWB	683806
22 Dec 2016	CEO	Selena Uibo	Reply to Letter of Congratulations	682924
5 Jan 2017	CEO	Minister for Housing and Community Development – Gerry McCarthy	Response to letter of congratulations	683208

ATTACHMENTS:

OUTGOING CORRESPONDENCE

ITEM NUMBER 11.1
TITLE Outgoing Correspondence
REFERENCE 682787
AUTHOR Rita Duncan, Executive Assistant to CEO

RECOMMENDATION

(a) That the Finance Committee accept the Outgoing correspondence.

Date Sent	Sent By	Addressed To	Correspondence Details	InfoXpert ID
16 Jan 2017	CEO	McArthur River Mine - General Manager Sam Strogmayr	Request for Partnership in Waste Management in the Borroloola Region	683801
16 Jan 2017	CEO	Northern Territory Veterinary Services	Letter of thanks for their services and assistance with the animal management program.	683802
16 Jan 2017	CEO	NT Government - Department of the Chief Minister	Letter requesting indication of interest and commitment for the development of the Borroloola Show grounds master plan	683803
16 Jan 2017	CEO	Northern Land Council - Jow Morrison	Letter Requesting assistance with the approvals for the use of local land for the freight hub projects.	683804
16 Jan 2017	CEO	Minister for Indigenous Affairs - Senator the Hon Nigel Scullion	Letter in relation to the crisis in Ngukurr	683805
16 Jan 2017	CEO	Mataranka Fishing, Sporting & Recreation Club - Virginia Boon	Letter of Thanks for their assistance in funding the new play equipment in Stan Martin Park	683814
16 Jan 2017	CEO	Mataranka Primary School - Principal	Letter of Thanks for their assistance in funding the new play equipment in Stan Martin Park	683821
16 Jan 2017	CEO	Minister for Essential Services - Minister McCarthy	Letter Requesting Information on the Mataranka water Contamination with PFAS	683823
16 Jan 2017	CEO	Minister for Defence - Minister Payne	Letter Requesting Information on the Mataranka water	683827

			Contamination with PFAS	
16 Jan 2017	CEO	Minister of Indigenous Affairs - Senator Scullion	Letter Requesting information and Official Position on the Federal Government on Alcohol Management Plans in the RGRC Region.	683831
16 Jan 2017	CEO	Department of Prime Minister and Cabinet - Cindy Haddow	Letter Requesting the Carry-Forward of the Night Patrol 2015/16 Underspends	683834

ATTACHMENTS:

CORPORATE GOVERNANCE DIRECTORATE REPORT

ITEM NUMBER	13.1
TITLE	FINANCE - RGRC FINANCIAL REPORT AS AT 31st December 2016
REFERENCE	683759
AUTHOR	Bala Donepudi, Management Accountant

RECOMMENDATION

(a) **That Council receive and note financial reports as at 31st December 2016**

BACKGROUND

Attached are the financial reports for Roper Gulf Regional Council as at 31st December 2016, including:

- Balance Sheet
- Income and expenditure report by service group
- Income and expenditure report by account category
- Cash-at-bank Statement & 12-month graph on cash balances
- Expenditure reports for all communities

Balance sheet has been prepared as per prevailing accounting standard, practice and in compliance with the applicable Local Government Act. Revenue and expenditure statement as of end of December 2016 shows a surplus of \$ 8.8 M. Our bank balance as at 30th November is \$ 17.3 M.

ISSUES/OPTIONS/SWOT**Interpretation of Debtors and Creditors****Debtors**

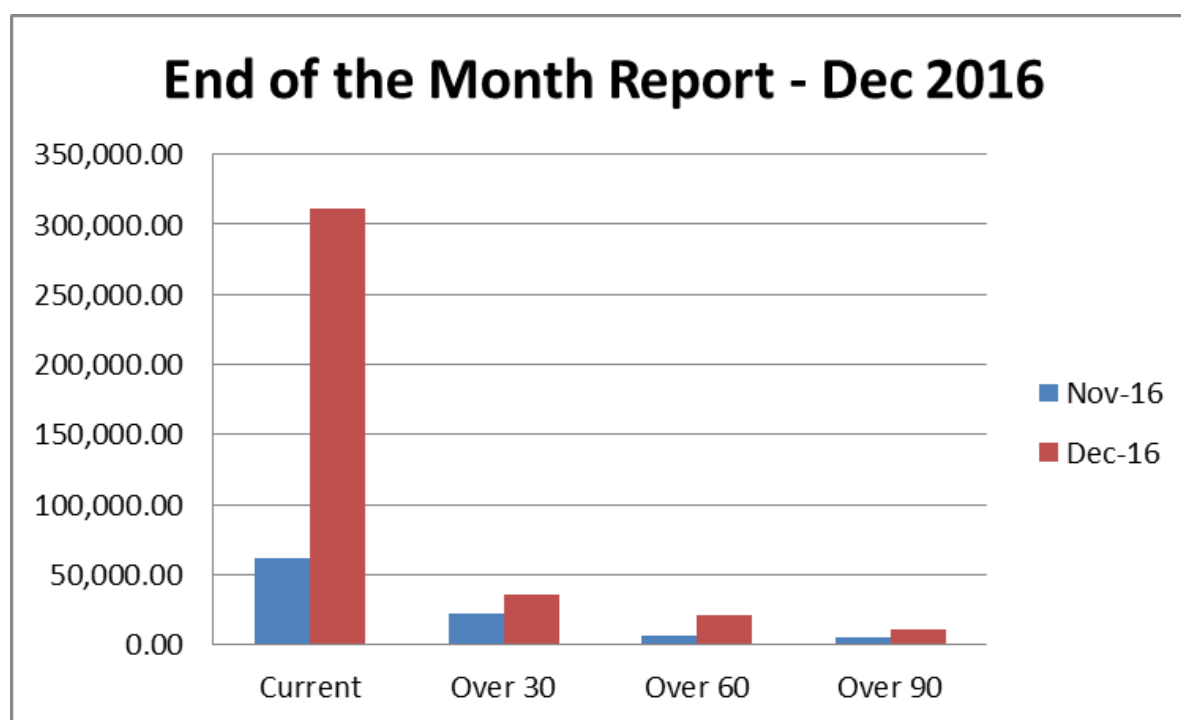
The summary below shows the amount of debtors outstanding for the current and the prior month.

See attached: Aged Analysis – Detailed Report – Accounts Receivable 31st December 2016.

As at 31st Dec 2016, \$ 364,514.81 is outstanding. Comparatively, the total debt outstanding at 30th November 2016 is \$ 62,352.01.

AR Age Analysis

Debtors	Nov-16		Dec-16	
Current	62,240.81	64.25%	311,123.85	82.08%
Over 30 days	22,785.80	23.52%	35,846.96	9.46%
Over 60 days	6,294.66	6.50%	21,100.80	5.57%
Over 90 days	5,546.40	5.73%	10,968.17	2.89%
	96,867.67		379,039.78	
Less: Unapplied Credits	34,515.66		14,524.97	
Total Actual Outstanding	62,352.01		364,514.81	



Top 10 AR Debtors – Dec 2016

A/C	Description	Balances	Status	Service/Reason
00114	Dept. Of Housing & Community Development-Tenancy Mangement	136,134.19	Current	Tenancy Management services –Dec 2016
00981	Alawa Aboriginal Corporation	105,314.04	Current	CDP Administration Cost for Jul-Dec 2016
00328	Power And Water Corporation	33,931.17	Current	Eva & Jilk Contract
00303	Numbulwar Homelands Council Assoc Inc	19,075.00	Over 60	Equipment Hire; Road Repairs for Outstations
00121	Dept of Infrastructure, Planning & Logistics	17,061.20	Over 30	Airstrip Maintenance works at Barunga & Numbulwar
00584	Dept of Housing & Community Development	11,432.53	Current	HMO Invoices

00359	Sunrise Health Service	9,115.44	Over 30	Rental Leases & Lawn Mowing
01223	Overland Plumbing	5,305.00	Current	Deposit Return Fee
01103	Aldebaran Contracting	4,941.51	Over 90	Repairs & Service to Excavator-Follow up in Progress
00120	Dept of Transport	4,404.05	Over 30	Medivac Callout

Rates & Refuse Outstanding– Dec 2016

Financial Year	Financial Year Balance	Percentage of total Owing
2008/2009	\$35,393.02	5.85 %
2009/2010	\$13,729.62	2.27 %
2010/2011	\$16,711.90	2.76 %
2011/2012	\$15,055.42	2.49 %
2012/2013	\$18,622.48	3.08 %
2013/2014	\$40,496.08	6.69 %
2014/2015	\$113,743.17	18.80 %
2015/2016	\$ 77,286.73	12.77 %
2016/2017	\$ 274,038.68	45.29 %
Total	\$ 605,077.10	100.00 %

Creditors

The summary below shows the amount of creditors outstanding for the current month.

See attached: Aged Analysis Report – Detailed Report – Accounts Payable 31st December 2016.

As at 31st December 2016, \$505,369.39 in creditors is outstanding.

The Accounts Payable age analysis report depicts the following:

Creditors	Amount	
Current	\$376,142.51	70.9%
Over 30 days	\$102,637.78	19.4%
Over 60 days	\$1,319.00	0.3%
Over 90 days	\$50,061.83	9.4%
Total outstanding amount (Including Overdue)	\$530,161.12	
Less: Unapplied Credits	-\$24,791.73	
TOTAL ACTUAL OUTSTANDING	\$505,369.39	

Unapplied items appearing as a result of time difference and have no effect in the financial statement.

Following are the details of suppliers from whom invoices over \$10,000 were received and entered during the month of December 2016:

Acc. #	Description	Amount	Transaction
10054	AUSFUEL	32,582.59	BULK FUEL ORDER NUMBULWAR
10244	POWER WATER	35,659.43	LOT 297 & 381 NGUKURR ELECTRICITY, WATER & SEWERAGE
10280	TELSTRA	33,406.16	MOBILES, MODEMS, LANDLINES & NAVMAN
10370	TYTTON NT	81,345.00	GRADING NUMBULWAR NGUKURR, NGUKURR ROPER BAR
11264	JARDINE LLOYD THOMPSON	148,343.31	INSURANCE FEES 30/06/16 – 30/06/17
11903	COMMANDER CENTRE	11,253.00	NUMBULWAR PHONE SYSTEM
12781	WRIGHT EXPRESS	14,926.94	FUEL CARDS NOVEMBER 2016
12450	BINJARI	99,137.51	LOT 17 MATARANKA EXTENSION
		456,653.94	

All entered amount has already been paid and settled.

FINANCIAL CONSIDERATIONS

Nil

ATTACHMENTS:

1 RGRC Finance Report - Dec-16.pdf

Roper Gulf Regional Council

Balance Sheet as at 31 December 2016



ASSETS		LIABILITIES	
Current Assets		Current Liabilities	
Cash	13,051,111	Accounts payable	505,370
Accounts receivable	364,515	Taxes payable	322,683
(less doubtful accounts)	-136,239	Accrued Expenses	0
Rates & Waste Charges Receivable	605,077	Provisions	1,517,586
Inventory	227,918	Other Current Liabilities	78,784
Investments	3,800,000	Suspense accounts	
Other current assets	212,997		
Total Current Assets	18,125,379	Total Current Liabilities	2,424,423
Less: Unexpended Tied Grants	6,519,002		
Available Untied Current Assets	11,606,377		
Non-current Assets		Long-term Liabilities	
Land	4,101,715	Other long-term liabilities	597,146
Buildings	78,740,093		597,146
(less accumulated depreciation)	-40,200,748		
Fleet, Plant, Infrastructure and Equipment	33,907,364	Total Liabilities	3,021,569
(less accumulated depreciation)	-21,740,221		
Furniture and fixtures	135,898	EQUITY	
(less accumulated depreciation)	-131,559	Retained earnings	70,064,197
Work in Progress assets	147,847	Total Shareholders' Equity	70,064,197
Other non-current assets	0		
Total Non-current Assets	54,960,387		
TOTAL ASSETS	73,085,767	TOTAL LIABILITIES & EQUITY	73,085,767

Working Capital
\$15,700,956
\$9,181,954

Balance Sheet Check OK

RATIOS

Current Ratio	7.48
Quick Ratio	7.38
Cash Ratio	6.95

Effective
4.79

Roper Gulf Regional Council

Income & Expenditure Report as at
31-December-2016
for the year 2016-2017



17GLACT	17GLBUD2		17GLBUD2
Year to Date	Year to Date	Variance (\$)	Full Year Budget
Actual (\$)	Budget (\$)		(\$)

Income

11 - Income Rates	1,652,475	829,977	822,498	1,659,954
12 - Income Council Fees and Charges	406,716	412,983	-6,268	825,966
13 - Income Operating Grants Subsidies	8,785,628	9,169,524	-383,896	18,339,048
14 - Income Investments	47,350	110,000	-62,651	220,000
15 - Income Contributions Donations	2,000	0	2,000	0
16 - Income Reimbursements	152,749	60,907	91,842	121,814
17 - Income Agency and Commercial Servi	6,972,592	7,411,641	-439,049	14,823,281
18 - Income Capital Grants	61,876	140,938	-79,062	281,876
19 - Other Income	359,494	163,505	195,989	327,010
Total Income	18,440,879	18,299,475	141,404	36,598,950

Expenditure

21 - Employee Expenses	8,055,189	10,163,143	2,107,954	20,326,287
22 - Contract and Material Expenses	2,710,160	7,016,954	4,306,795	14,033,908
23 - Fleet, Plant & Equipment	472,982	539,870	66,888	1,079,739
24 - Asset Expense	2,232,859	2,377,388	144,529	4,754,777
25 - Other Operating Expenses	1,558,139	1,833,913	275,775	3,667,825
27 - Finance Expenses	6,236	6,050	-186	12,100
Total Expenditure	15,035,565	21,937,319	6,901,754	43,874,636

Carried Forwards

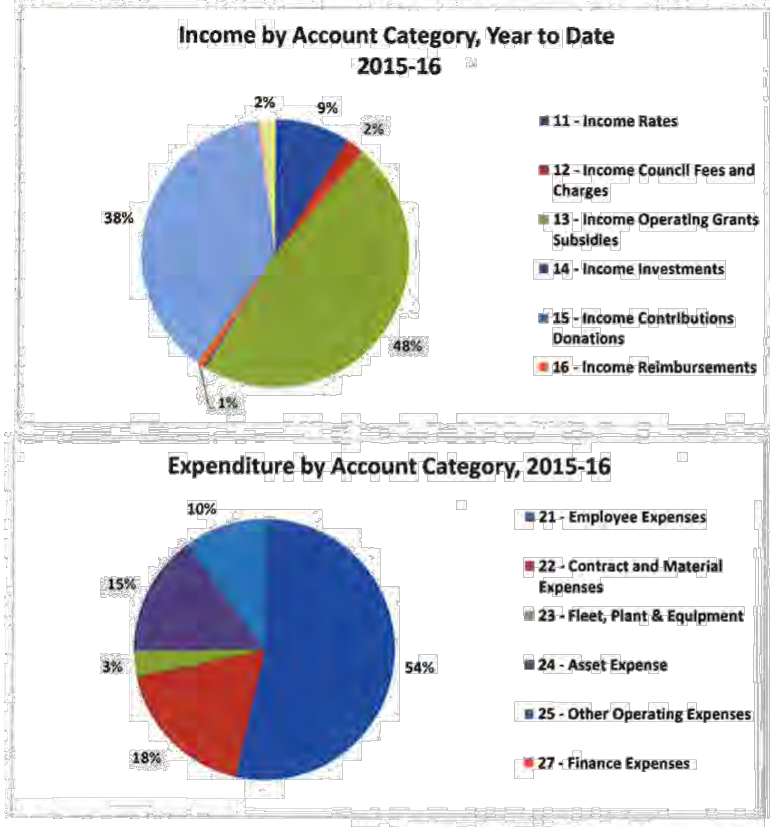
81 - Accumulated Surplus Deficit	5,402,223	2,701,112	2,701,112	5,402,223
Total Carried Forwards	5,402,223	2,701,112	2,701,112	5,402,223

Surplus/(Deficit)

	8,807,537	-936,732	9,744,269	-1,873,463
--	------------------	-----------------	------------------	-------------------

Capital Expenditure

53 - WIP Assets	417,544	1,224,560	807,016	2,449,120
Total Capital Expenditure	417,544	1,224,560	807,016	2,449,120



Roper Gulf Regional Council

Income & Expenditure Report as at
31-December-2016
for the year 2016-2017



17GLACT	17GLBUD2		17GLBUD2
Year to Date	Year to Date	Variance (\$)	Full Year
Actual (\$)	Budget (\$)		Budget (\$)

Income

1 - Corporate Governance	5,846,333	5,068,902	777,431	10,137,804
2 - Commercial Services	6,641,990	7,070,825	-428,835	14,141,651
3 - Council & Community Services	5,929,864	6,150,489	-220,635	12,300,978
4 - Other Services	22,702	9,259	13,443	18,518
Total Income	18,440,879	18,299,475	141,404	36,598,950

Expenditure

1 - Corporate Governance	1,979,469	2,796,298	816,829	5,592,596
2 - Commercial Services	5,010,068	7,441,334	2,431,266	14,882,668
3 - Council & Community Services	7,970,624	11,171,310	3,200,686	22,342,617
4 - Other Services	75,404	528,377	452,973	1,056,755
Total Expenditure	15,035,565	21,937,319	6,901,754	43,874,636

Carried Forwards

1 - Corporate Governance	1,014,349	507,174	507,174	1,014,349
2 - Commercial Services	1,747,178	873,589	873,589	1,747,178
3 - Council & Community Services	1,602,459	801,230	801,230	1,602,459
4 - Other Services	1,038,237	519,118	519,118	1,038,237
Total Carried Forwards	5,402,223	2,701,111	2,701,111	5,402,223

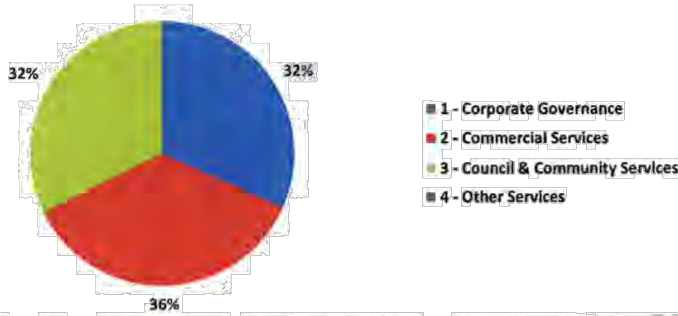
Surplus/(Deficit)

	8,807,536	-936,732	9,744,269	-1,873,463
--	------------------	-----------------	------------------	-------------------

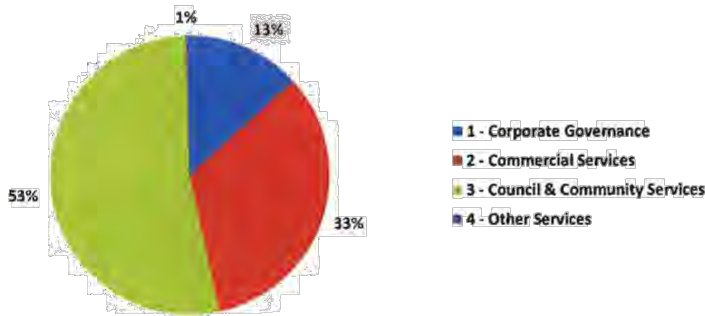
Capital Expenditure

1 - Corporate Governance	256,736	1,153,364	896,628	2,306,728
2 - Commercial Services	108,612	60,306	-48,306	120,612
3 - Council & Community Services	52,196	10,890	41,306	21,780
Total Capital Expenditure	417,544	1,224,560	807,016	2,449,120

Income by Service Group



Expenditure by Service Group

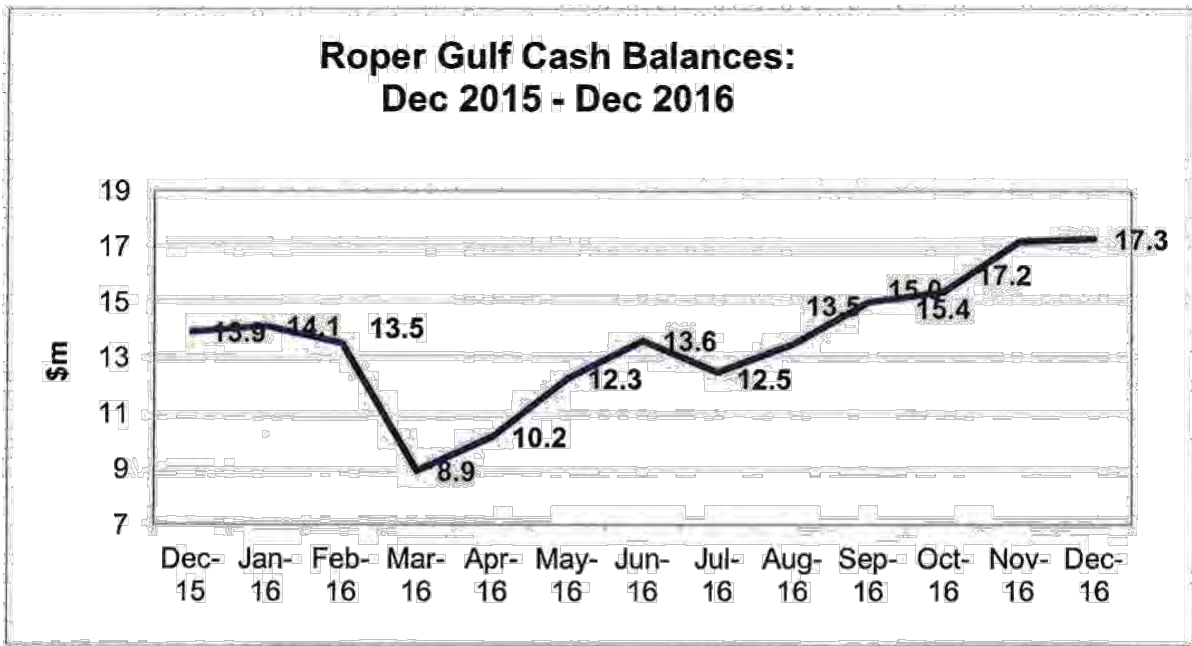


Roper Gulf Regional Council

Actual cash at bank as at 31 December 2016



<u>Bank:</u>	<u>Closing balance as at 31st December 2016</u>
Commonwealth - Business 10313307	\$11,954,309.62 CR
<i>Monthly interest earned</i>	\$7,156.12
Commonwealth - Operating 10313294	\$42,114.12 CR
<i>Monthly interest earned</i>	\$95.52
Commonwealth - Trust 103133315	\$155.56 CR
<i>Monthly interest earned</i>	\$256.96
Commonwealth - Numbulwar Fuel - 590210381211	\$1,528,764.25 CR
<i>Monthly interest earned</i>	\$903.74
ME Bank - Term deposit	\$1,000,000.00
<i>Monthly interest earned</i>	\$0.00
Bank of Queensland	\$750,000.00
<i>Monthly interest earned</i>	\$0.00
MyState Bank - Term deposit	\$1,000,000.00
<i>Monthly interest earned</i>	\$0.00
Beyond Bank - Term Deposit	\$1,000,000.00
<i>Monthly interest earned</i>	\$0.00
Total Cash at Bank	<u>\$17,275,343.55</u>
Total Interest Earned	\$8,412.34



Note: The "Total Cash as Bank" is the actual Money in the Bank at 31st December .It varies with Book Balance due to Unpresented Cheques and Outstanding Deposits


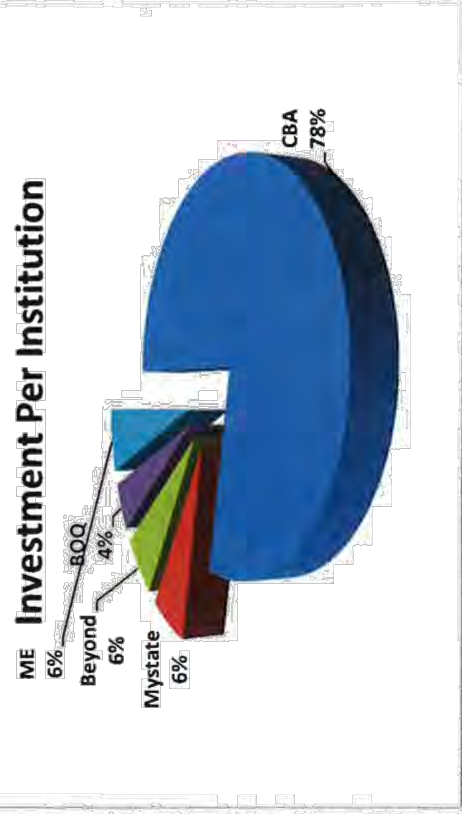
Roper Gulf Regional Council Investment Report as at 31 December 2016



Classification of ADI's Under policy	Authorised Deposit-taking institution	Amount	% of Exposure	Rating	Within Diversification Limits
--------------------------------------	---------------------------------------	--------	---------------	--------	-------------------------------

Major Bank	Commonwealth Bank - Working capital	\$13,525,344	78.29%	A1+/AA-	
Regional Bank	My State Bank	\$1,000,000	5.79%	A2/BBB+	
Regional Bank	Beyond Bank	\$1,000,000	5.79%	A2/BBB+	
Regional Bank	Bank Of Queensland	\$750,000	4.34%	A2/A-	
Regional Bank	ME Bank	\$1,000,000	5.79%	A2/BBB+	

Total cash and investments held **\$17,275,343.55** 100.00%



Community wise Expenditure Summary as at 31-December -2016

Location	HQ			Barunga			Beswick		
	Actual	Budget	%	Actual	Budget	%	Actual	Budget	%
Corporate Governan	1,222,303	1,229,203	99%	22,996	45,515	51%	120,118	144,018	83%
Commercial Service	1,379,785	832,952	166%	321,822	479,773	67%	418,287	766,711	55%
Council & Communi	976,047	1,591,929	61%	550,602	696,734	79%	728,619	885,273	82%
Other Services	42,738	251,015	0%	588	500		-	-	0%
Total	3,620,873	3,905,099	93%	896,008	1,222,522	73%	1,267,024	1,796,002	71%

Location	Borroloola			Bulman			Eva valley		
	Actual	Budget	%	Actual	Budget	%	Actual	Budget	%
Corporate Governan	29,797	211,283	14%	25,297	79,388	32%	67,836	34,295	198%
Commercial Service	41,220	36,000	115%	239,580	362,878	66%	92,428	144,914	64%
Council & Communi	817,236	1,345,069	61%	610,997	733,110	83%	355,041	468,322	76%
Other Services	1,427	12,500	-11%	50,000	50,000	0%	293	500	59%
Total	886,826	1,604,852	55%	875,874	1,225,376	71%	515,598	648,031	80%

Location	Jilkminggan			Mataranka			Minyerri		
	Actual	Budget	%	Actual	Budget	%	Actual	Budget	%
Corporate Governan	4,053	65,864	6%	1,416	15,327	-9%	86,871	222,494	39%
Commercial Service	270,197	484,751	56%	107,392	257,784	42%	375,627	719,816	52%
Council & Communi	529,879	695,279	76%	752,676	979,320	77%	85,794	88,808	97%
Other Services			0%	1,304	3,201	0%			0%
Total	804,129	1,245,894	65%	859,956	1,255,632	68%	548,292	1,031,118	53%

Location	Ngukurr			Other Locations		
	Actual	Budget	%	Actual	Budget	%
Corporate Governan	183,409	262,166	70%			0%
Commercial Service	838,076	1,445,516	58%	270,476	709,887	38%
Council & Communi	1,362,295	2,373,630	57%	88,432	61,000	145%
Other Services	13,000	4,545		1,971	15,265	
Total	2,396,780	4,085,857	59%	360,879	786,152	46%

Roper Gulf Regional Council

Income & Expenditure Report as at

31-December-2016

HQ



17GLACT Year to Date Actual (\$)	17GLBUD2 Year to Date Budget (\$)	Variance (\$)	17GLBUD2 Annual Budget (\$)
--	---	------------------	-----------------------------------

Expenditure by Service

1 - Corporate Governance	1,222,303	1,229,203	6,900	2,458,406
2 - Commercial Services	1,379,785	832,952	-546,833	1,665,903
3 - Council & Community Services	976,047	1,591,929	615,882	3,183,858
4 - Other Services	42,738	251,015	208,277	502,031
Total Expenditure	3,620,873	3,905,099	284,226	7,810,197

Expenditure by Account Category

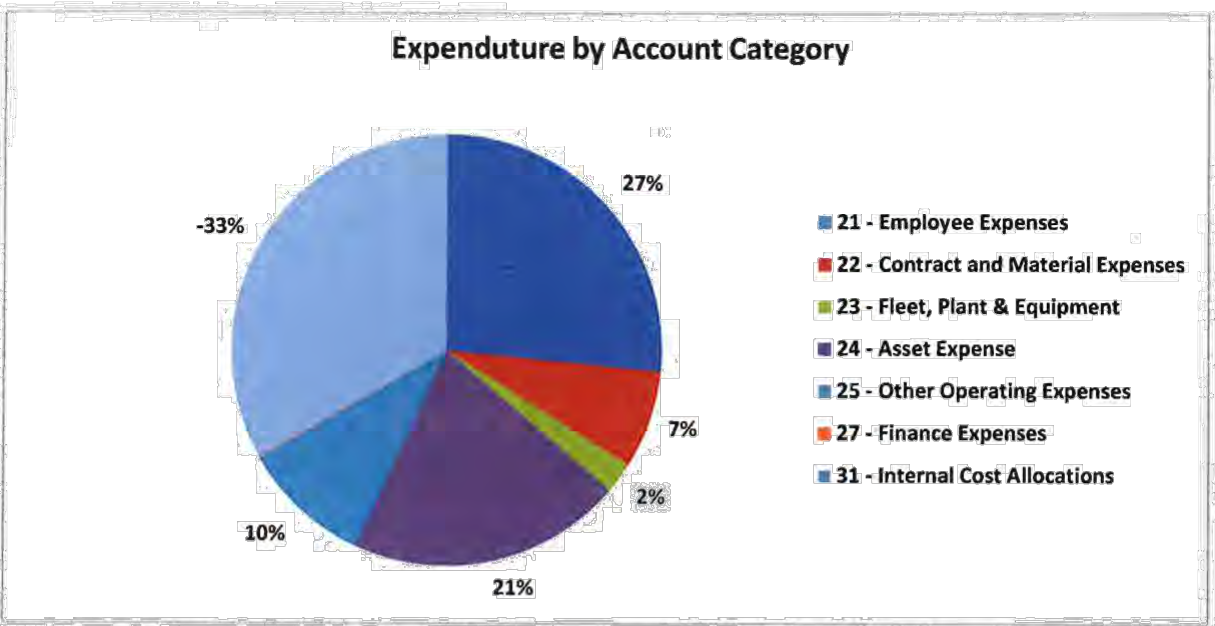
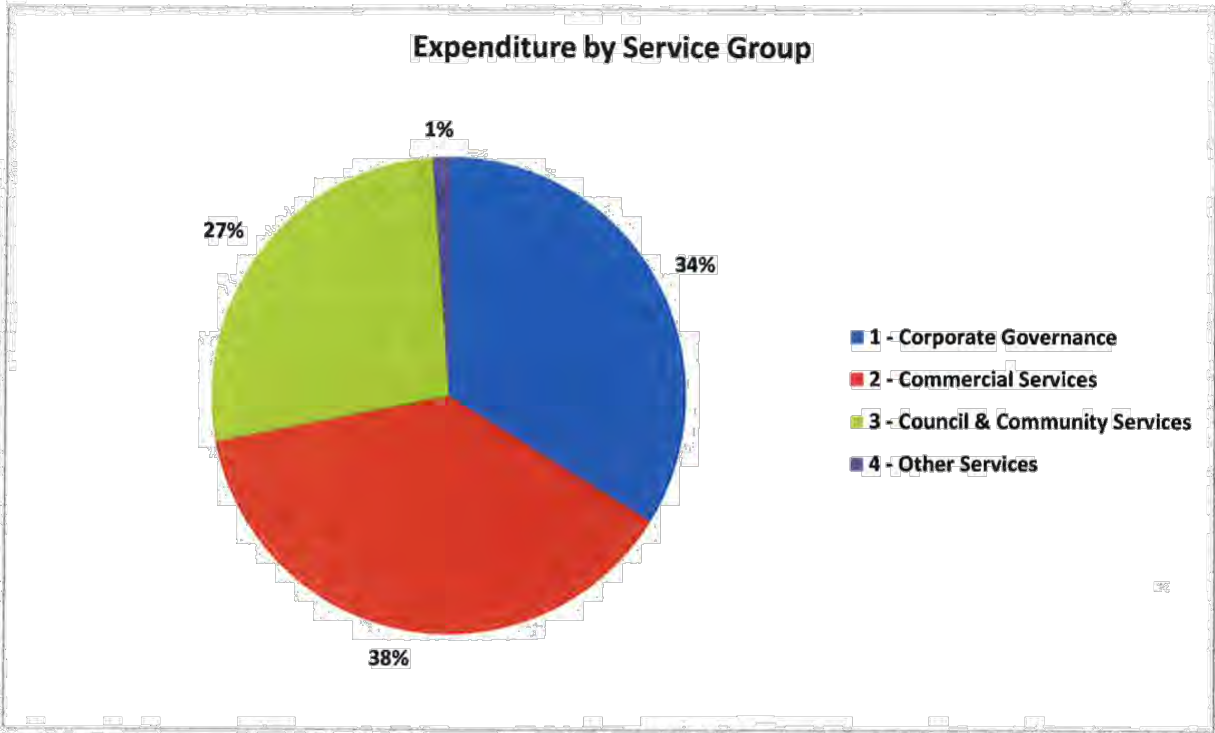
21 - Employee Expenses	2,861,367	3,430,468	569,101	6,860,936
22 - Contract and Material Expenses	794,940	1,883,514	1,088,574	3,767,027
23 - Fleet, Plant & Equipment	247,978	130,734	-117,245	261,467
24 - Asset Expense	2,232,859	2,377,388	144,529	4,754,777
25 - Other Operating Expenses	1,061,516	1,204,370	142,854	2,408,739
27 - Finance Expenses	6,116	5,850	-266	11,700
31 - Internal Cost Allocations	-3,583,903	-5,127,225	-1,543,322	-10,254,449
Total Expenditure	3,620,873	3,905,099	284,226	7,810,197

Expenditure by Activity

101 - Chief Executive	196,144	213,249	17,105	426,499
102 - Corporate Services Directorate and Adm	125,537	160,631	35,094	321,261
103 - Infrastructure and Technical Services Dir	74,254	73,588	-666	147,176
104 - Community Services Directorate and Adm	744	-17,774	-18,519	-35,549
105 - Financial Management	414,507	475,930	61,423	951,860
106 - General Council Operations	-461,511	-1,342,132	-880,622	-2,684,265
107 - Human Resources	321,987	496,025	174,039	992,051
108 - IT services	-7,096	34,836	41,932	69,671
109 - Asset Department	-28,835	39,397	68,232	78,794
110 - Assets Management - Fixed Assets	90,826	370,807	279,981	741,613
113 - Project Management	134,537	200,444	65,906	400,887
114 - Work Health and Safety	143,102	164,217	21,116	328,435
115 - Asset Management - Mobile Fleet & Equ	-260,366	-274,979	-14,613	-549,958
130 - Governance	288,428	317,584	29,155	635,167
131 - Council and Elected Members	254,240	333,266	79,027	666,533
132 - Local Authority	-1,373	5,150	6,523	10,300
133 - Local Elections	0	2,500	2,500	5,000
134 - Community Grants	6,741	16,000	9,260	32,000
136 - Establishment of Local Authorities	5,435	3,117	-2,318	6,235
137 - Strengthening Local Authorities	0	10,662	10,662	21,323
161 - Waste management	1,101	6,164	5,063	12,328
200 - Local roads maintenance	26,738	26,738	0	53,475
201 - Street lighting	0	6,917	6,917	13,834
202 - Staff Housing	0	2,500	2,500	5,000

220 - Territory Housing Repairs and Maintenance	201,402	182,295	-19,106	364,591
221 - Territory Housing Tenancy Management	70,668	58,586	-12,081	117,172
240 - Commercial Operations admin	226,450	186,658	-39,792	373,315
241 - Airstrip maintenance Contracts	3,200	4,673	1,473	9,345
244 - Power Water contract	-18	0	18	0
246 - Commercial Australia Post	2,163	2,164	1	4,328
275 - Mechanical Workshop	231,054	-15,349	-246,403	-30,698
313 - CDP Central Administration	203,310	50	-203,261	99
314 - Service Fee - CDP	1,651	0	-1,651	0
318 - Outcome Payments - CDP	67,500	33,750	-33,750	67,500
320 - Outstation Services Admin	51,916	39,300	-12,616	78,600
322 - Outstations Housing Maintenance	93,422	100,995	7,573	201,990
323 - Outstations municipal services	226,324	249,777	23,453	499,555
325 - HEA (Homelands Extra Allowance)	0	7,827	7,827	15,655
326 - NDRRA (Natural Disaster Relief & Recov	0	8,235	8,235	16,470
340 - Community Services admin	-42,875	20,781	63,656	41,563
341 - Commonwealth Aged Care Package	33,489	124,783	91,294	249,565
342 - Indigenous Aged Care Employment	30,604	41,257	10,653	82,514
344 - Commonwealth Home Support Program	29,898	-28,550	-58,448	-57,100
346 - Indigenous Broadcasting	15,418	15,445	27	30,890
348 - Library	9,444	8,586	-858	17,173
350 - Centrelink	139,800	139,998	198	279,997
352 - Disability in Home Support	18,194	17,714	-480	35,428
381 - Animal Control	26,345	96,885	70,540	193,771
401 - Night Patrol	307,543	402,168	94,625	804,335
404 - Indigenous Sports and Rec Program	86,661	87,085	424	174,169
407 - Remote Sports and Recreation	27,279	47,507	20,228	95,014
414 - Drug and Volatile Substances	16,028	36,709	20,681	73,419
415 - Indigenous Youth Reconnect	176,006	211,437	35,431	422,874
462 - 2014-19 Roads to Recovery	0	6,717	6,717	13,434
463 - S&R Minor Upgrade Grant	2,398	1,949	-449	3,897
467 - Remote Aboriginal Economic Developme	0	809	809	1,617
481 - Right Path Project	120	0	-120	0
483 - Office of Women's Policy	633	0	-633	0
485 - Ngukurr and Numbulwar Fright Hub	0	250,000	250,000	500,000
486 - Ngukurr, Numbulwar & Borroloola Feasib	39,708	93,925	54,217	187,850
487 - Improving Strategic Local Roads Infrastr	0	146,098	146,098	292,197
Total Expenditure	3,620,873	3,905,099	284,226	7,810,197
Capital Expenditure				
5321 - Capital Purchase/Construct Buildings	2,767	375,000	372,233	750,000
5371 - Capital Purchase Vehicles	0	35,000	35,000	70,000
Total Capital Expenditure	2,767	410,000	407,233	820,000

HQ



Roper Gulf Regional Council



Income & Expenditure Report as at

31-December-2016

Barunga (Bamyili)

17GLACT	17GLBUD2	Variance	17GLBUD2
Year to Date	Year to Date		Annual Budget
Actual (\$)	Budget (\$)	(\$)	(\$)

Expenditure by Service

1 - Corporate Governance	22,996	45,515	22,519	91,030
2 - Commercial Services	321,822	479,773	157,951	959,545
3 - Council & Community Services	550,602	696,734	146,132	1,393,467
4 - Other Services	588	500	-88	1,000
Total Expenditure	896,008	1,222,522	326,513	2,445,043

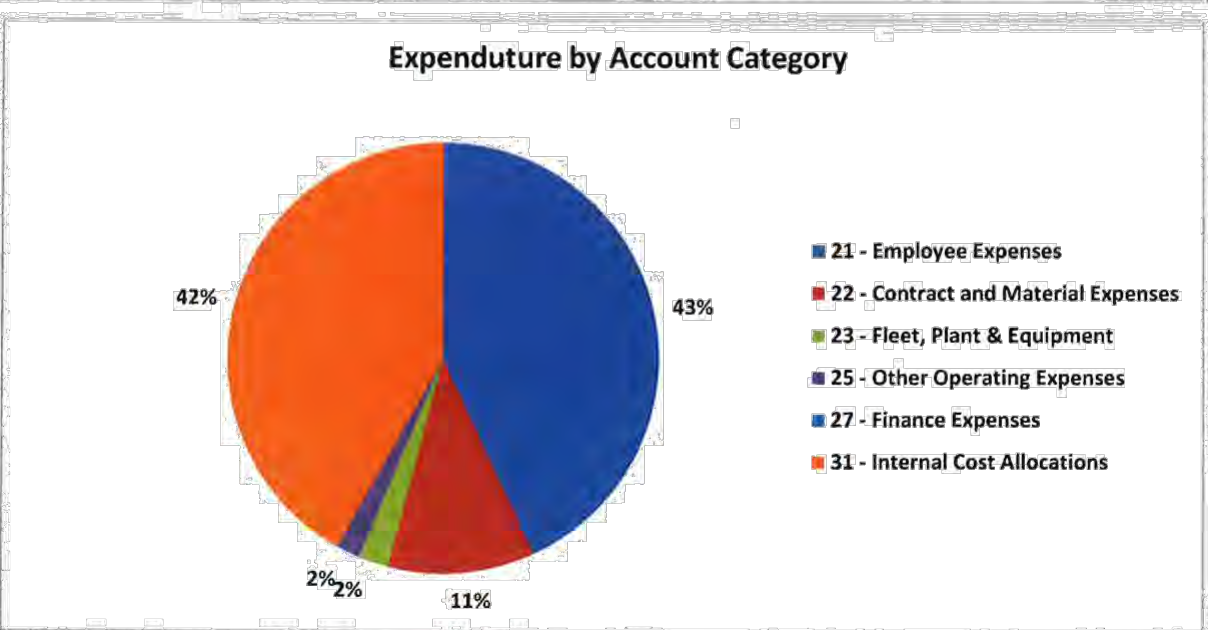
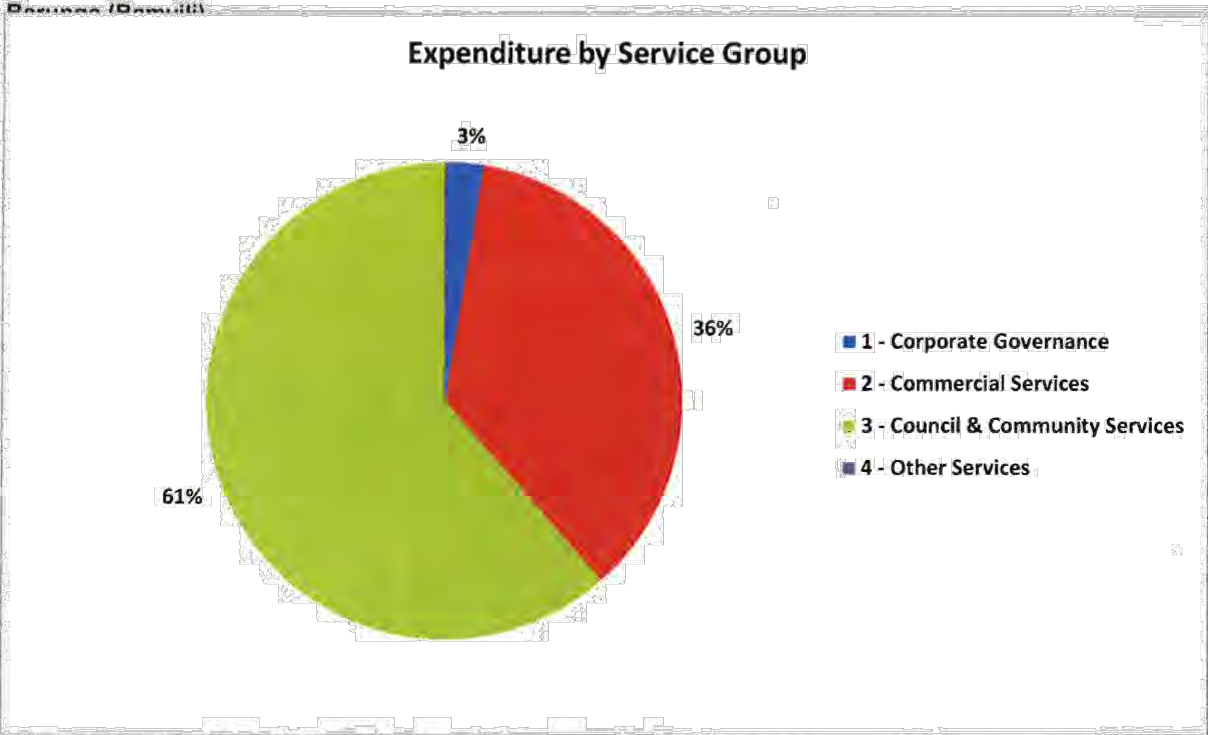
Expenditure by Account Category

21 - Employee Expenses	385,565	493,473	107,908	986,946
22 - Contract and Material Expenses	99,013	159,659	60,646	319,318
23 - Fleet, Plant & Equipment	20,165	45,234	25,069	90,469
25 - Other Operating Expenses	16,382	32,148	15,766	64,296
27 - Finance Expenses	0	25	25	50
31 - Internal Cost Allocations	374,882	491,981	117,099	983,963
Total Expenditure	896,008	1,222,522	326,513	2,445,043

Expenditure by Activity

111 - Council Services General	139,594	184,937	45,342	369,873
132 - Local Authority	430	2,959	2,529	5,918
138 - Local Authority Project	19,990	40,347	20,357	80,694
160 - Municipal Services	186,306	233,695	47,389	467,390
161 - Waste management	25,965	32,080	6,115	64,160
164 - Local Emergency Management	0	525	525	1,050
169 - Civic Events	0	250	250	500
170 - Australia Day	0	150	150	300
200 - Local roads maintenance	0	4,900	4,900	9,800
201 - Street lighting	10,444	5,486	-4,958	10,972
202 - Staff Housing	-651	2,070	2,721	4,140
220 - Territory Housing Repairs and Maintenance	0	250	250	500
221 - Territory Housing Tenancy Management	52,006	61,277	9,271	122,553
241 - Airstrip maintenance Contracts	7,498	7,500	2	15,000
242 - Litter Collection and Slashing External C	12,802	12,806	4	25,612
245 - Visitor Accommodation and External Fac	3,227	139	-3,087	279
246 - Commercial Australia Post	5,688	5,689	2	11,379
314 - Service Fee - CDP	221,273	329,750	108,477	659,501
318 - Outcome Payments - CDP	22,500	62,500	40,000	125,000
322 - Outstations Housing Maintenance	55	0	-55	0
344 - Commonwealth Home Support Program	2,914	2,786	-128	5,572
346 - Indigenous Broadcasting	21,558	21,755	197	43,510
348 - Library	8,767	15,694	6,927	31,388
350 - Centrelink	18,289	26,969	8,680	53,939
381 - Animal Control	5,293	0	-5,293	0

401 - Night Patrol	89,097	102,124	13,028	204,249
404 - Indigenous Sports and Rec Program	25,707	22,935	-2,772	45,871
407 - Remote Sports and Recreation	256	0	-256	0
409 - Sport and Rec Facilities	16,157	16,157	0	32,313
416 - Youth Vibe Grant	255	127	-127	255
462 - 2014-19 Roads to Recovery	0	26,163	26,163	52,325
483 - Office of Women's Policy	588	500	-88	1,000
Total Expenditure	896,008	1,222,522	326,513	2,445,043
Capital Expenditure				
5321 - Capital Purchase/Construct Buildings	52,261	27,500	-24,761	55,000
5341 - Capital Purchases Plant & Equipment	0	20,000	20,000	40,000
Total Capital Expenditure	52,261	47,500	-4,761	95,000



Roper Gulf Regional Council



Income & Expenditure Report as at

31-December-2016

Beswick (Wugularr)

17GLACT	17GLBUD2	Variance	17GLBUD2
Year to Date	Year to Date		Annual Budget
Actual (\$)	Budget (\$)	(\$)	(\$)

Expenditure by Service

1 - Corporate Governance	120,118	144,018	23,901	288,037
2 - Commercial Services	418,287	766,711	348,424	1,533,423
3 - Council & Community Services	728,619	885,273	156,655	1,770,546
Total Expenditure	1,267,023	1,796,003	528,979	3,592,005

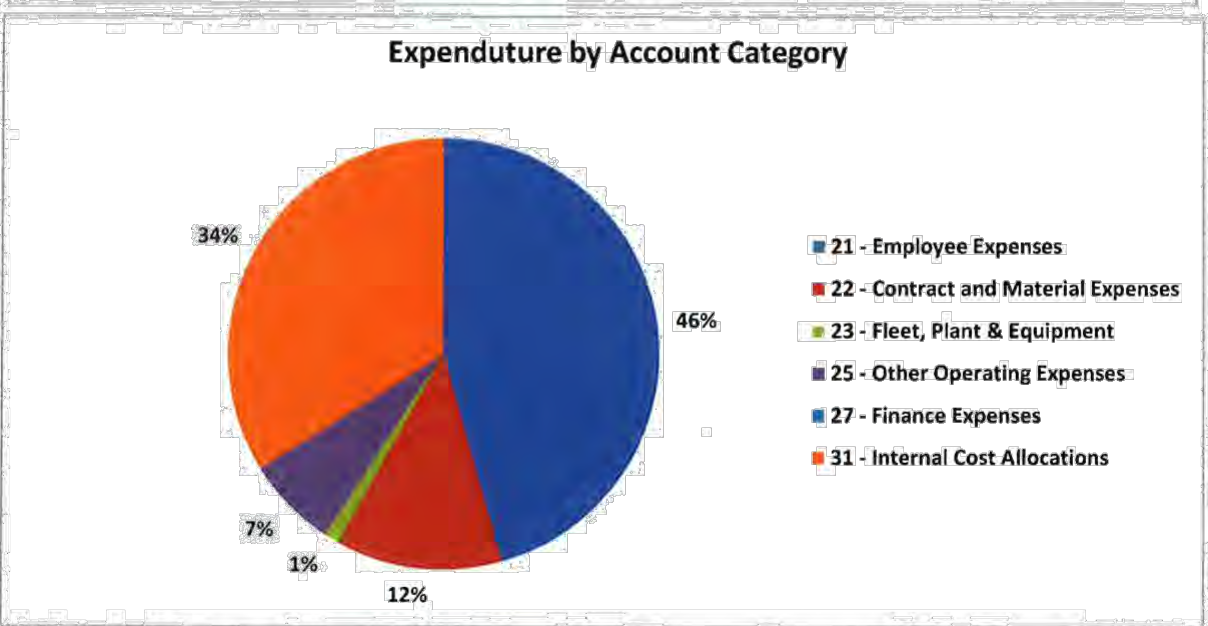
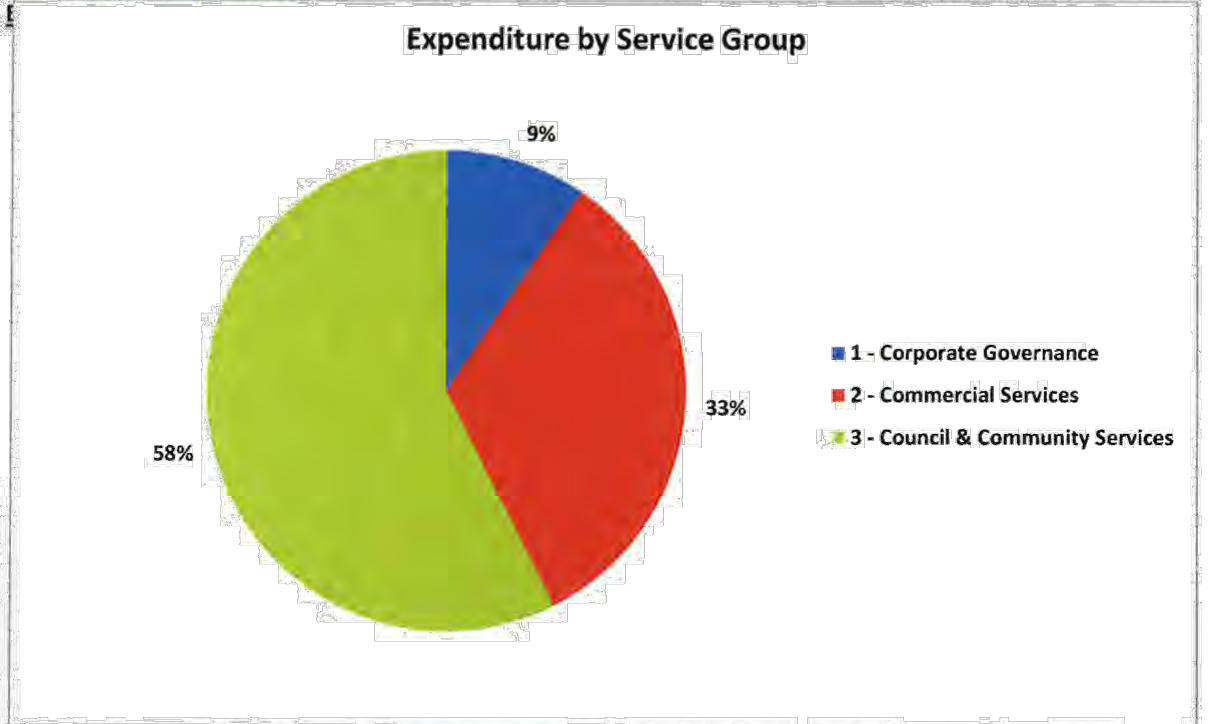
Expenditure by Account Category

21 - Employee Expenses	577,016	839,240	262,224	1,678,480
22 - Contract and Material Expenses	158,860	234,755	75,895	469,509
23 - Fleet, Plant & Equipment	14,651	38,675	24,024	77,350
25 - Other Operating Expenses	86,910	51,036	-35,874	102,072
27 - Finance Expenses	0	25	25	50
31 - Internal Cost Allocations	429,586	632,272	202,686	1,264,544
Total Expenditure	1,267,023	1,796,003	528,979	3,592,005

Expenditure by Activity

110 - Assets Management - Fixed Assets	36,645	0	-36,645	0
111 - Council Services General	173,491	185,652	12,161	371,303
132 - Local Authority	3,851	2,056	-1,796	4,112
135 - Shire to Regional Transition	16	0	-16	0
138 - Local Authority Project	-3,380	77,473	80,853	154,946
160 - Municipal Services	153,178	212,328	59,150	424,656
161 - Waste management	28,601	40,106	11,506	80,213
164 - Local Emergency Management	0	1,020	1,020	2,041
169 - Civic Events	0	250	250	500
170 - Australia Day	0	150	150	300
171 - Naidoc Week	1,005	502	-502	1,005
200 - Local roads maintenance	697	2,750	2,053	5,500
201 - Street lighting	7,364	10,597	3,233	21,194
202 - Staff Housing	17,005	-2,079	-19,084	-4,158
220 - Territory Housing Repairs and Maintenance	35,317	48,191	12,874	96,382
221 - Territory Housing Tenancy Management	77	278	201	555
245 - Visitor Accommodation and External Facilities	65,980	66,568	588	133,136
246 - Commercial Australia Post	5,741	5,743	2	11,486
313 - CDP Central Administration	18,508	0	-18,508	0
314 - Service Fee - CDP	336,144	630,000	293,856	1,260,000
318 - Outcome Payments - CDP	22,500	82,500	60,000	165,000
340 - Community Services admin	42	0	-42	0
341 - Commonwealth Aged Care Package	1,437	0	-1,437	0
342 - Indigenous Aged Care Employment	60,407	79,130	18,724	158,261
344 - Commonwealth Home Support Program	16,391	20,709	4,318	41,418
346 - Indigenous Broadcasting	20,681	19,649	-1,033	39,297
347 - Creche	64,623	83,103	18,480	166,206

350 - Centrelink	15,189	47,668	32,479	95,336
353 - Budget Based Funding	4,198	2,445	-1,753	4,890
381 - Animal Control	8,106	0	-8,106	0
401 - Night Patrol	151,247	144,377	-6,870	288,754
404 - Indigenous Sports and Rec Program	18,529	32,062	13,533	64,125
407 - Remote Sports and Recreation	410	0	-410	0
481 - Right Path Project	3,024	2,775	-250	5,549
Total Expenditure	1,267,023	1,796,003	528,979	3,592,005
Capital Expenditure				
5321 - Capital Purchase/Construct Buildings	0	40,000	40,000	80,000
5341 - Capital Purchases Plant & Equipment	0	17,500	17,500	35,000
Total Capital Expenditure	0	57,500	57,500	115,000



Roper Gulf Regional Council



Income & Expenditure Report as at

31-December-2016

Borroloola

17GLACT	17GLBUD2	Variance	17GLBUD2
Year to Date	Year to Date		Annual Budget
Actual (\$)	Budget (\$)	(\$)	(\$)

Expenditure by Service

1 - Corporate Governance	29,797	211,283	181,486	422,566
2 - Commercial Services	41,220	36,000	-5,220	72,000
3 - Council & Community Services	817,236	1,345,069	527,832	2,690,138
4 - Other Services	-1,427	12,500	13,927	25,000
Total Expenditure	886,826	1,604,852	718,026	3,209,704

Expenditure by Account Category

21 - Employee Expenses	402,370	542,301	139,931	1,084,603
22 - Contract and Material Expenses	106,661	634,248	527,587	1,268,495
23 - Fleet, Plant & Equipment	32,291	42,077	9,785	84,153
25 - Other Operating Expenses	42,736	63,888	21,152	127,776
27 - Finance Expenses	0	25	25	50
31 - Internal Cost Allocations	302,767	322,314	19,547	644,627
Total Expenditure	886,826	1,604,852	718,026	3,209,704

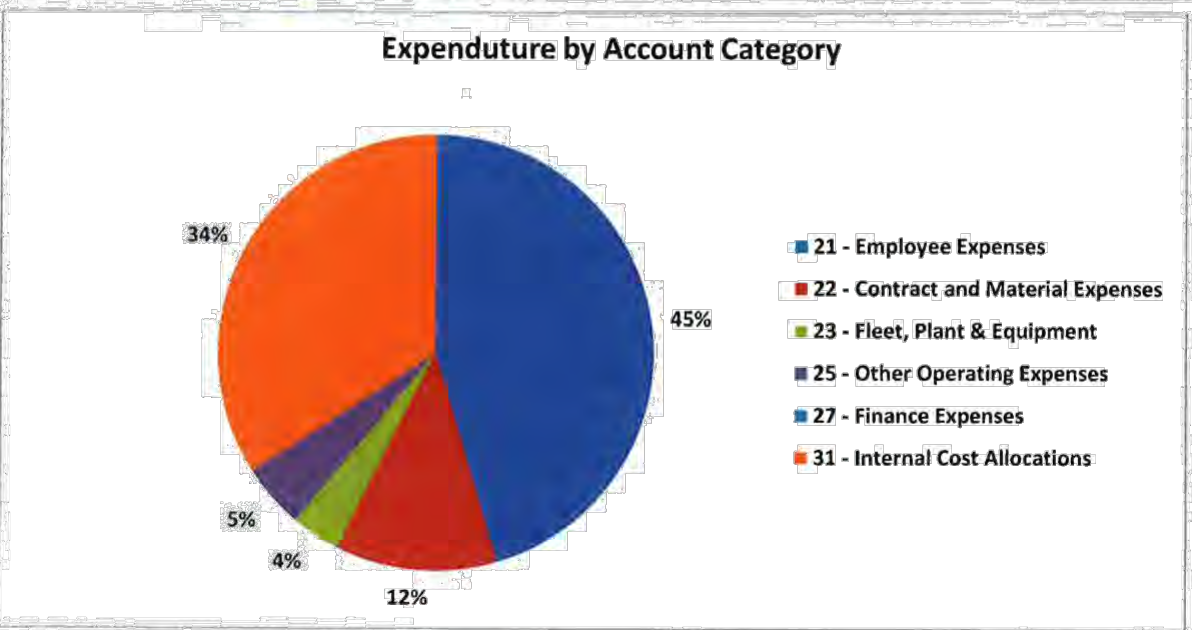
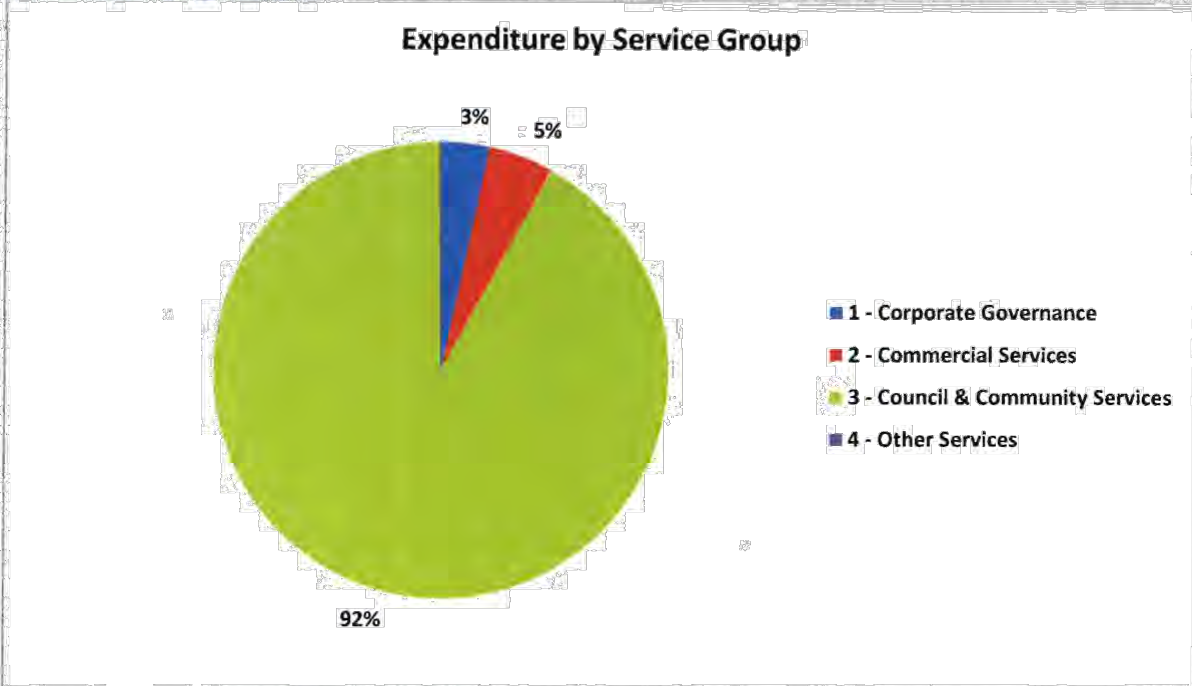
Expenditure by Activity

103 - Infrastructure and Technical Services D	292	0	-292	0
106 - General Council Operations	0	-31,799	-31,799	-63,598
110 - Assets Management - Fixed Assets	0	1,500	1,500	3,000
111 - Council Services General	164,324	212,881	48,557	425,761
116 - WorkComp Settlement	0	27,658	27,658	55,316
132 - Local Authority	10,772	10,735	-37	21,471
133 - Local Elections	851	0	-851	0
138 - Local Authority Project	4,869	180,255	175,387	360,510
160 - Municipal Services	161,820	220,267	58,447	440,533
161 - Waste management	40,607	44,055	3,448	88,110
162 - Cemeteries Management	-1,776	1,247	3,023	2,494
169 - Civic Events	0	250	250	500
170 - Australia Day	387	200	-187	400
200 - Local roads maintenance	4,271	131,174	126,904	262,349
201 - Street lighting	5,513	12,000	6,487	24,000
202 - Staff Housing	-7,404	-1,335	6,069	-2,670
241 - Airstrip maintenance Contracts	40,999	36,000	-4,999	72,000
245 - Visitor Accommodation and External Fa	20,709	24,268	3,559	48,537
275 - Mechanical Workshop	221	0	-221	0
348 - Library	28,400	32,021	3,621	64,042
381 - Animal Control	14,289	2,022	-12,267	4,045
401 - Night Patrol	117,004	118,873	1,869	237,745
404 - Indigenous Sports and Rec Program	19,639	36,294	16,655	72,588
407 - Remote Sports and Recreation	23,104	28,730	5,625	57,459
409 - Sport and Rec Facilities	280	0	-280	0

410 - National Youth Week	187	0	-187	0
415 - Indigenous Youth Reconnect	77,153	87,897	10,744	175,795
416 - Youth Vibe Grant	207	48	-159	96
462 - 2014-19 Roads to Recovery	0	211,993	211,993	423,985
468 - Auspice Grant Management	-1,427	0	1,427	0
480 - McArthur River Mine	0	12,500	12,500	25,000
550 - Swimming Pool	161,538	205,118	43,580	410,236
Total Expenditure	886,826	1,604,852	718,026	3,209,704

Capital Expenditure

5321 - Capital Purchase/Construct Buildings	0	32,500	32,500	65,000
5331 - Capital Construct Infrastructure	0	50,000	50,000	100,000
5341 - Capital Purchases Plant & Equipment	7,347	11,174	3,827	22,347
Total Capital Expenditure	7,347	93,673	86,326	187,347



Roper Gulf Regional Council



Income & Expenditure Report as at

31-December-2016

Bulman (Gulin Gulin)

17GLACT	17GLBUD2	Variance	17GLBUD2
Year to Date	Year to Date		Annual Budget
Actual (\$)	Budget (\$)	(\$)	(\$)

Expenditure by Service

1 - Corporate Governance	25,297	79,388	54,092	158,777
2 - Commercial Services	239,580	362,878	123,298	725,756
3 - Council & Community Services	610,997	733,110	122,113	1,466,220
4 - Other Services	0	50,000	50,000	100,000
Total Expenditure	875,874	1,225,376	349,503	2,450,753

Expenditure by Account Category

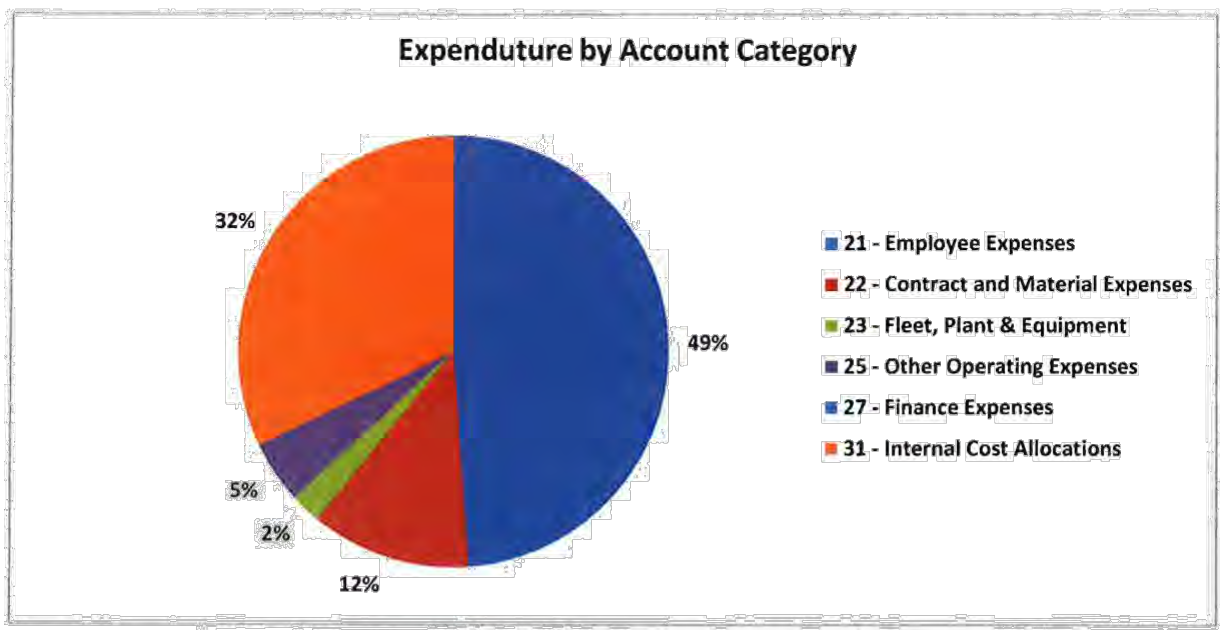
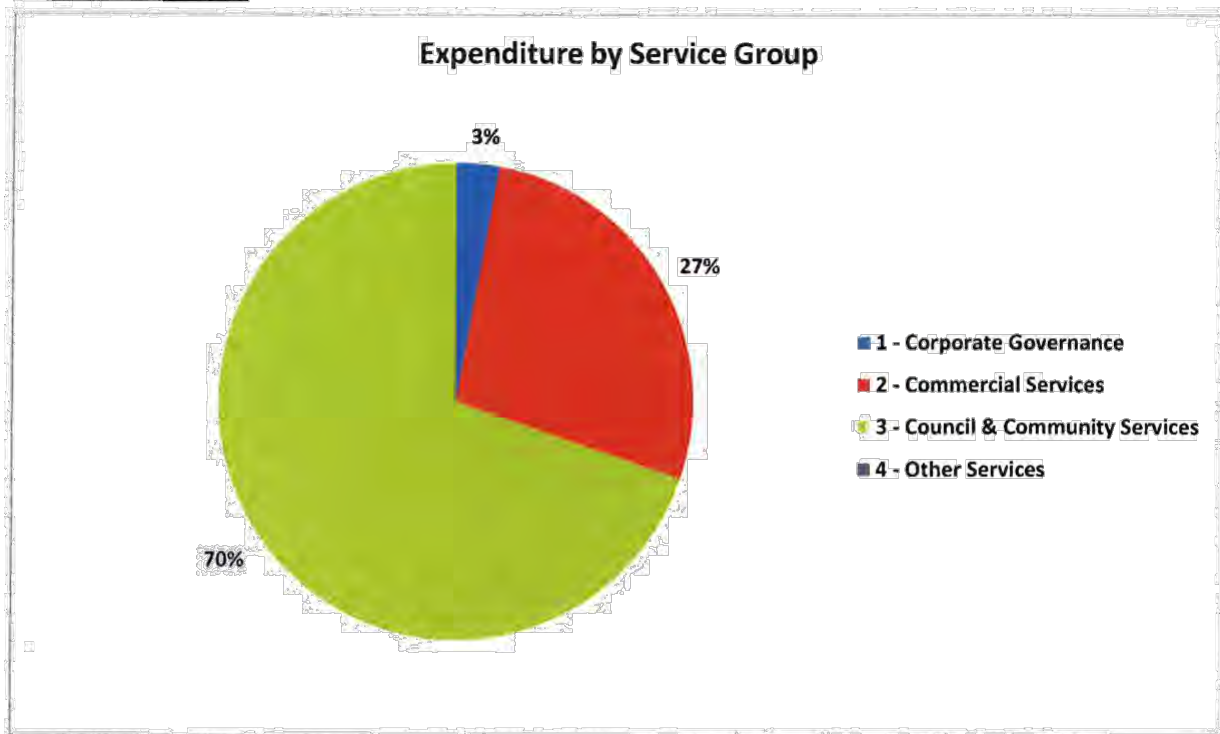
21 - Employee Expenses	427,319	578,718	151,399	1,157,436
22 - Contract and Material Expenses	105,568	223,396	117,828	446,792
23 - Fleet, Plant & Equipment	19,945	30,468	10,522	60,935
25 - Other Operating Expenses	41,302	62,316	21,014	124,632
27 - Finance Expenses	40	25	-15	50
31 - Internal Cost Allocations	281,699	330,454	48,754	660,908
Total Expenditure	875,874	1,225,376	349,503	2,450,753

Expenditure by Activity

111 - Council Services General	118,184	162,382	44,198	324,763
132 - Local Authority	1,788	6,990	5,202	13,979
135 - Shire to Regional Transition	87	0	-87	0
138 - Local Authority Project	6,240	54,022	47,782	108,043
160 - Municipal Services	141,579	174,451	32,872	348,901
161 - Waste management	24,816	30,865	6,049	61,729
169 - Civic Events	0	250	250	500
170 - Australia Day	0	150	150	300
171 - Naidoc Week	105	515	411	1,030
200 - Local roads maintenance	0	2,500	2,500	5,000
201 - Street lighting	370	2,750	2,380	5,500
202 - Staff Housing	1,527	-1,158	-2,685	-2,316
220 - Territory Housing Repairs and Maintenar	24,409	33,087	8,677	66,173
221 - Territory Housing Tenancy Management	20,660	22,515	1,856	45,031
241 - Airstrip maintenance Contracts	7,616	7,500	-116	15,000
245 - Visitor Accommodation and External Fac	15,656	19,535	3,879	39,070
246 - Commercial Australia Post	1,742	1,743	1	3,486
314 - Service Fee - CDP	167,898	234,000	66,102	468,000
318 - Outcome Payments - CDP	11,250	57,500	46,250	115,000
320 - Outstation Services Admin	1,064	0	-1,064	0
323 - Outstations municipal services	2,101	2,500	399	5,000
340 - Community Services admin	107	0	-107	0
341 - Commonwealth Aged Care Package	3,014	0	-3,014	0
342 - Indigenous Aged Care Employment	43,062	57,493	14,431	114,987
344 - Commonwealth Home Support Program	12,662	14,936	2,275	29,873

346 - Indigenous Broadcasting	18,314	20,630	2,316	41,261
347 - Creche	176	0	-176	0
349 - School Nutrition Program	53,868	78,758	24,890	157,517
350 - Centrelink	26,951	28,547	1,596	57,094
381 - Animal Control	7,091	0	-7,091	0
401 - Night Patrol	107,172	105,577	-1,596	211,153
404 - Indigenous Sports and Rec Program	52,525	52,493	-32	104,985
416 - Youth Vibe Grant	217	108	-109	217
464 - NT Govt Special Purpose Grants	0	50,000	50,000	100,000
475 - CDP-CDF	2,841	4,033	1,193	8,066
479 - Territory Day Celebration	785	705	-80	1,409
Total Expenditure	875,874	1,225,376	349,503	2,450,753
Capital Expenditure				
5321 - Capital Purchase/Construct Buildings	0	43,000	43,000	86,000
5341 - Capital Purchases Plant & Equipment	0	50,000	50,000	100,000
Total Capital Expenditure	0	93,000	93,000	186,000

Bulman (Gulin Gulin)



Roper Gulf Regional Council



Income & Expenditure Report as at

31-December-2016

Eva Valley (Manyallaluk)

17GLACT Year to Date Actual (\$)	17GLBUD2 Year to Date Budget (\$)	Variance (\$)	17GLBUD2 Annual Budget (\$)
--	---	------------------	-----------------------------------

Expenditure by Service

1 - Corporate Governance	67,836	34,295	-33,541	68,589
2 - Commercial Services	92,428	144,914	52,486	289,829
3 - Council & Community Services	355,041	468,322	113,282	936,644
4 - Other Services	293	500	207	1,000
Total Expenditure	515,598	648,031	132,434	1,296,062

Expenditure by Account Category

21 - Employee Expenses	203,004	251,002	47,999	502,005
22 - Contract and Material Expenses	49,616	134,674	85,058	269,348
23 - Fleet, Plant & Equipment	9,584	18,117	8,533	36,235
25 - Other Operating Expenses	69,462	37,936	-31,526	75,871
31 - Internal Cost Allocations	183,932	206,302	22,370	412,604
Total Expenditure	515,598	648,031	132,434	1,296,062

Expenditure by Activity

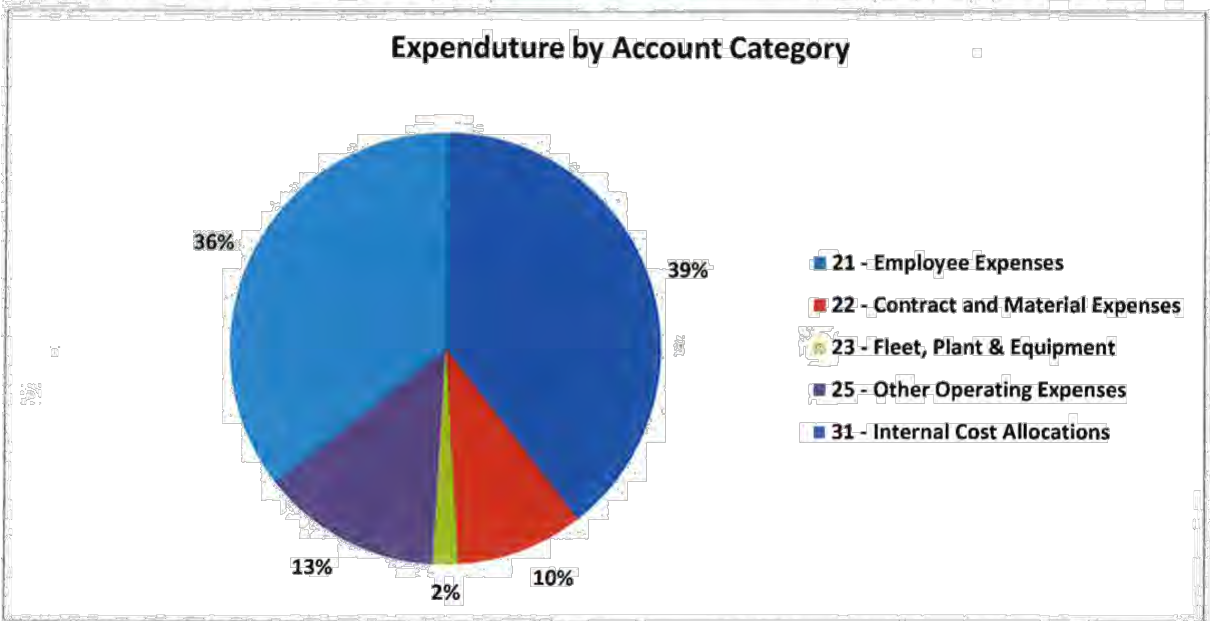
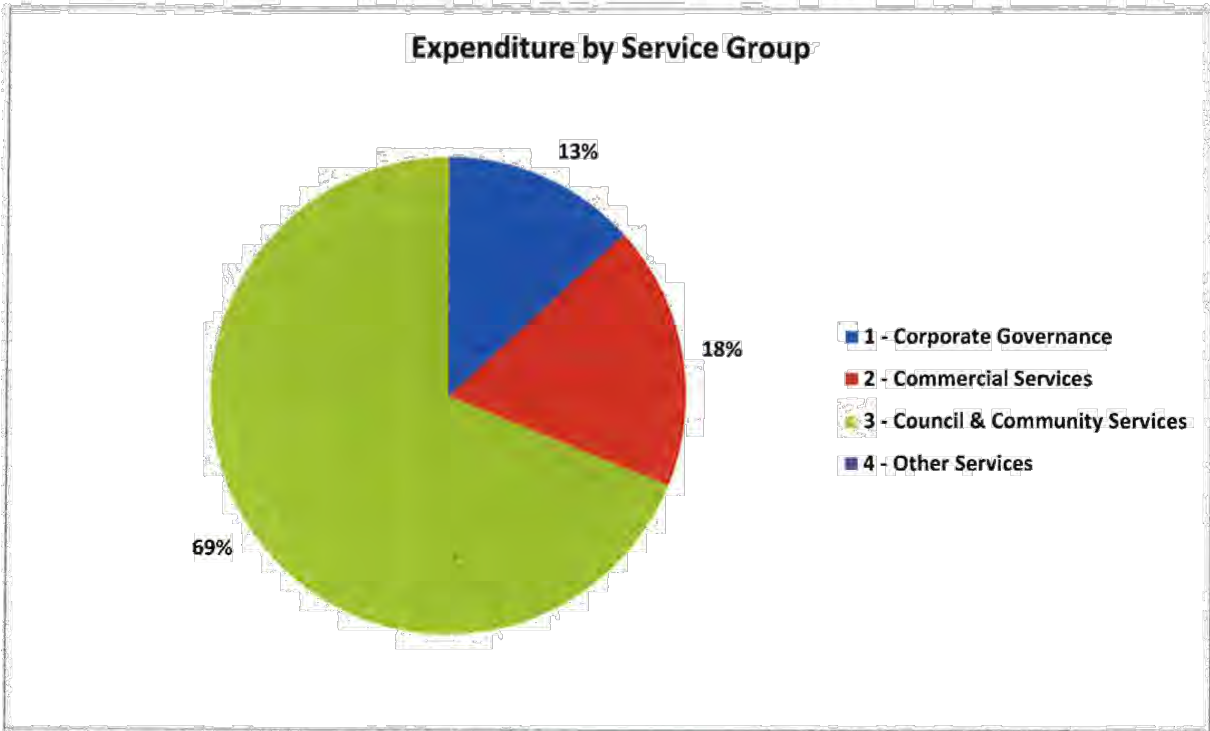
110 - Assets Management - Fixed Assets	54,944	0	-54,944	0
111 - Council Services General	24,889	22,774	-2,115	45,547
132 - Local Authority	657	1,906	1,249	3,812
138 - Local Authority Project	0	13,667	13,667	27,335
160 - Municipal Services	113,298	131,729	18,431	263,458
161 - Waste management	19,486	26,476	6,990	52,953
164 - Local Emergency Management	0	525	525	1,050
169 - Civic Events	0	250	250	500
170 - Australia Day	0	150	150	300
200 - Local roads maintenance	7,000	52,400	45,400	104,800
201 - Street lighting	185	500	315	1,000
202 - Staff Housing	-1,237	-527	710	-1,053
220 - Territory Housing Repairs and Maintena	0	100	100	200
241 - Airstrip maintenance Contracts	4,999	5,000	1	10,000
244 - Power Water contract	53,859	50,633	-3,226	101,267
245 - Visitor Accommodation and External Fa	13,472	19,248	5,775	38,496
246 - Commercial Australia Post	3,980	3,981	1	7,962
314 - Service Fee - CDP	29,590	70,200	40,610	140,400
318 - Outcome Payments - CDP	0	15,000	15,000	30,000
340 - Community Services admin	93	0	-93	0
342 - Indigenous Aged Care Employment	15,809	150	-15,659	300
344 - Commonwealth Home Support Program	9,593	22,870	13,277	45,740
347 - Creche	37,286	75,090	37,804	150,180
349 - School Nutrition Program	39,353	57,959	18,606	115,918
350 - Centrelink	2,335	2,585	250	5,171
353 - Budget Based Funding	5,459	2,445	-3,014	4,890

401 - Night Patrol	74,868	56,416	-18,452	112,832
404 - Indigenous Sports and Rec Program	1,076	11,693	10,617	23,385
409 - Sport and Rec Facilities	4,310	4,310	0	8,621
483 - Office of Women's Policy	293	500	207	1,000
Total Expenditure	515,598	648,031	132,434	1,296,062

Capital Expenditure

5331 - Capital Construct Infrastructure	0	15,000	15,000	30,000
Total Capital Expenditure	0	15,000	15,000	30,000

Eva Valley (Manvallaluk)



Roper Gulf Regional Council



Income & Expenditure Report as at

31-December-2016

Jilkmिंगgan (Duck Creek)

17GLACT	17GLBUD2	Variance	17GLBUD2
Year to Date	Year to Date		Annual Budget
Actual (\$)	Budget (\$)	(\$)	(\$)

Expenditure by Service

1 - Corporate Governance	4,053	65,864	61,811	131,728
2 - Commercial Services	270,197	484,751	214,554	969,503
3 - Council & Community Services	529,879	695,279	165,400	1,390,557
Total Expenditure	804,129	1,245,894	441,765	2,491,787

Expenditure by Account Category

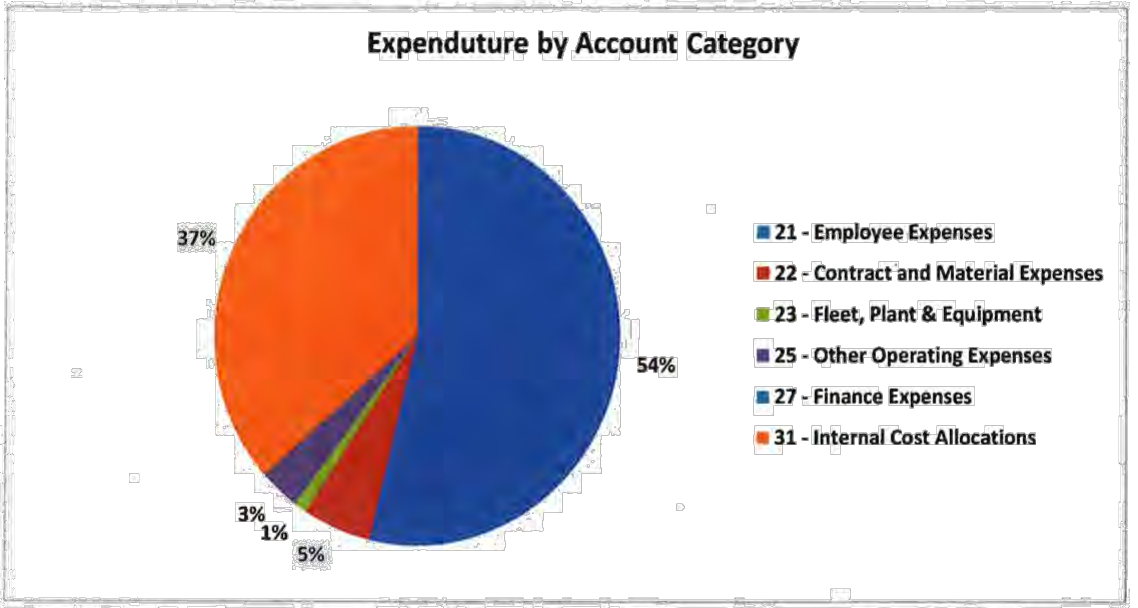
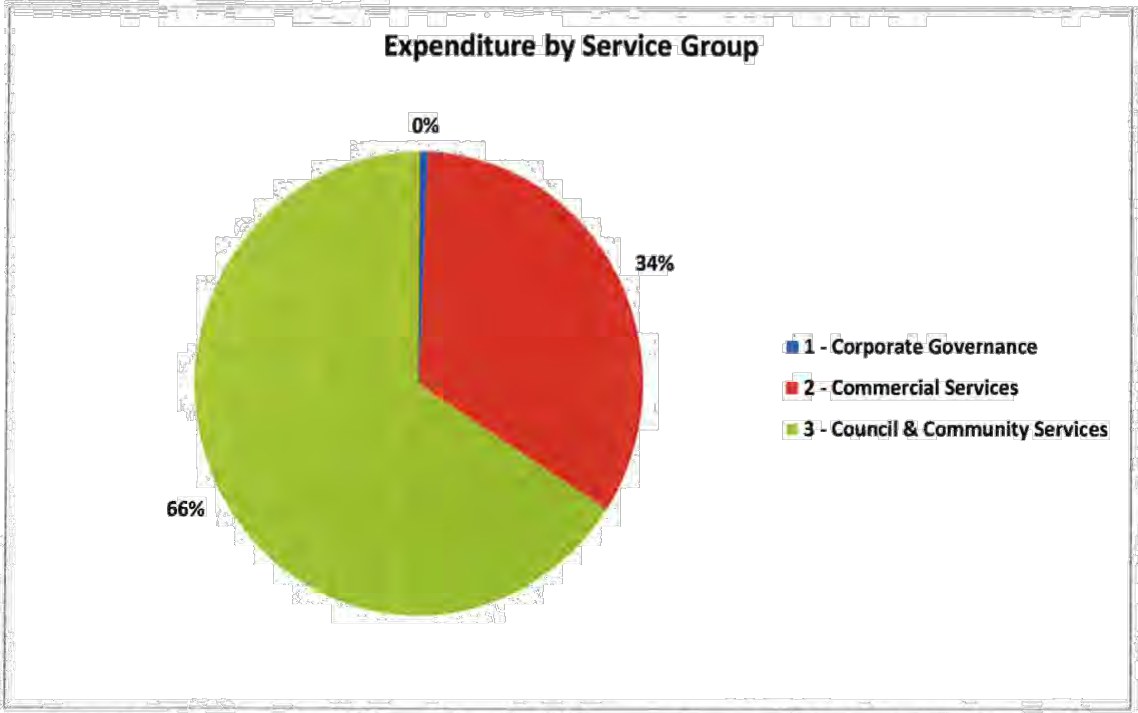
21 - Employee Expenses	432,536	570,734	138,198	1,141,468
22 - Contract and Material Expenses	43,170	134,657	91,486	269,313
23 - Fleet, Plant & Equipment	8,434	23,510	15,076	47,020
25 - Other Operating Expenses	26,344	39,979	13,635	79,958
27 - Finance Expenses	40	25	-15	50
31 - Internal Cost Allocations	293,605	476,989	183,384	953,978
Total Expenditure	804,129	1,245,894	441,765	2,491,787

Expenditure by Activity

109 - Asset Department	228	0	-228	0
110 - Assets Management - Fixed Assets	0	1,000	1,000	2,000
111 - Council Services General	46,035	67,282	21,248	134,565
132 - Local Authority	560	1,810	1,249	3,620
138 - Local Authority Project	0	59,921	59,921	119,841
160 - Municipal Services	144,704	121,447	-23,257	242,894
161 - Waste management	21,562	35,500	13,938	71,000
164 - Local Emergency Management	1,211	1,041	-170	2,081
169 - Civic Events	0	250	250	500
170 - Australia Day	0	150	150	300
200 - Local roads maintenance	0	1,250	1,250	2,500
201 - Street lighting	291	1,250	959	2,500
202 - Staff Housing	3,264	3,134	-131	6,267
220 - Territory Housing Repairs and Maintenan	11,243	18,412	7,169	36,825
221 - Territory Housing Tenancy Managemen	16,649	19,322	2,674	38,645
244 - Power Water contract	48,120	51,428	3,308	102,857
246 - Commercial Australia Post	3,587	3,588	1	7,177
314 - Service Fee - CDP	183,098	342,000	158,902	684,000
318 - Outcome Payments - CDP	7,500	50,000	42,500	100,000
340 - Community Services admin	100	0	-100	0
344 - Commonwealth Home Support Progra	145	254	109	507
347 - Creche	108,337	174,478	66,141	348,957
350 - Centrelink	5,361	19,481	14,119	38,961
353 - Budget Based Funding	7,455	4,945	-2,510	9,890
401 - Night Patrol	100,594	124,246	23,651	248,491
403 - Outside School Hours Care	51,353	63,845	12,491	127,689
404 - Indigenous Sports and Rec Program	15,176	33,054	17,878	66,108

407 - Remote Sports and Recreation	9,889	25,045	15,156	50,090
409 - Sport and Rec Facilities	16,982	21,676	4,694	43,352
414 - Drug and Volatile Substances	509	0	-509	0
415 - Indigenous Youth Reconnect	4	0	-4	0
416 - Youth Vibe Grant	172	86	-86	172
Total Expenditure	804,129	1,245,894	441,765	2,491,787
Capital Expenditure				
5331 - Capital Construct Infrastructure	0	30,000	30,000	60,000
Total Capital Expenditure	0	30,000	30,000	60,000

Jilkminggan (Duck Creek)



Roper Gulf Regional Council



Income & Expenditure Report as at

31-December-2016

Mataranka

17GLACT	17GLBUD2	Variance	17GLBUD2
Year to Date	Year to Date		Annual Budget
Actual (\$)	Budget (\$)	(\$)	(\$)

Expenditure by Service

1 - Corporate Governance	-1,416	15,327	16,744	30,655
2 - Commercial Services	107,392	257,784	150,392	515,569
3 - Council & Community Services	752,676	979,320	226,644	1,958,640
4 - Other Services	1,304	3,201	1,898	6,403
Total Expenditure	859,955	1,255,633	395,678	2,511,267

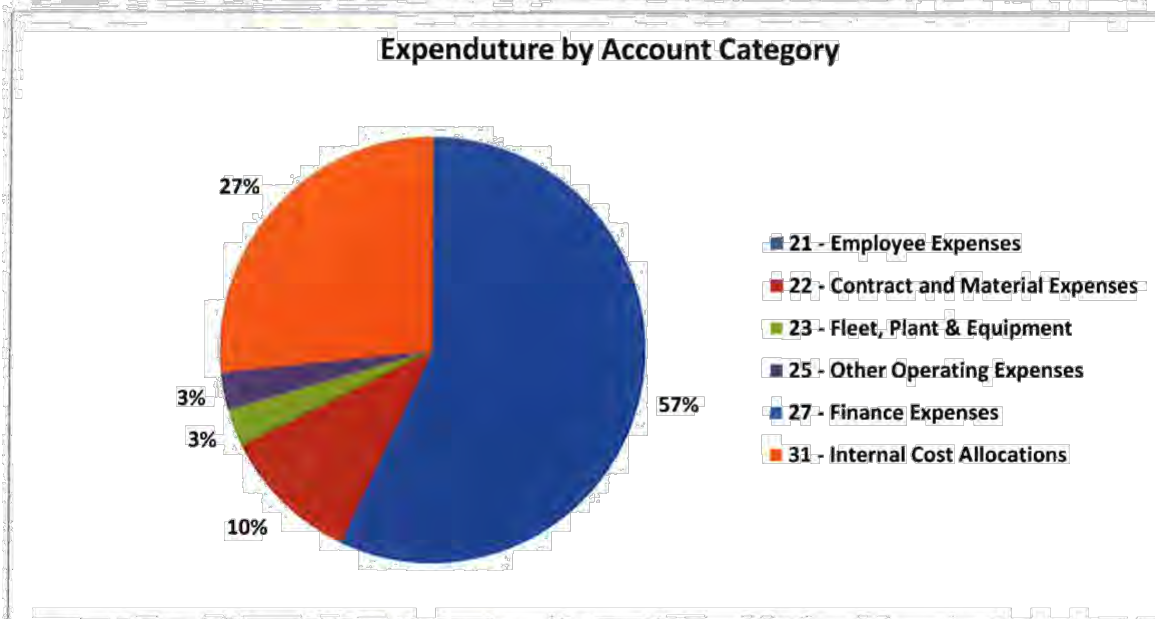
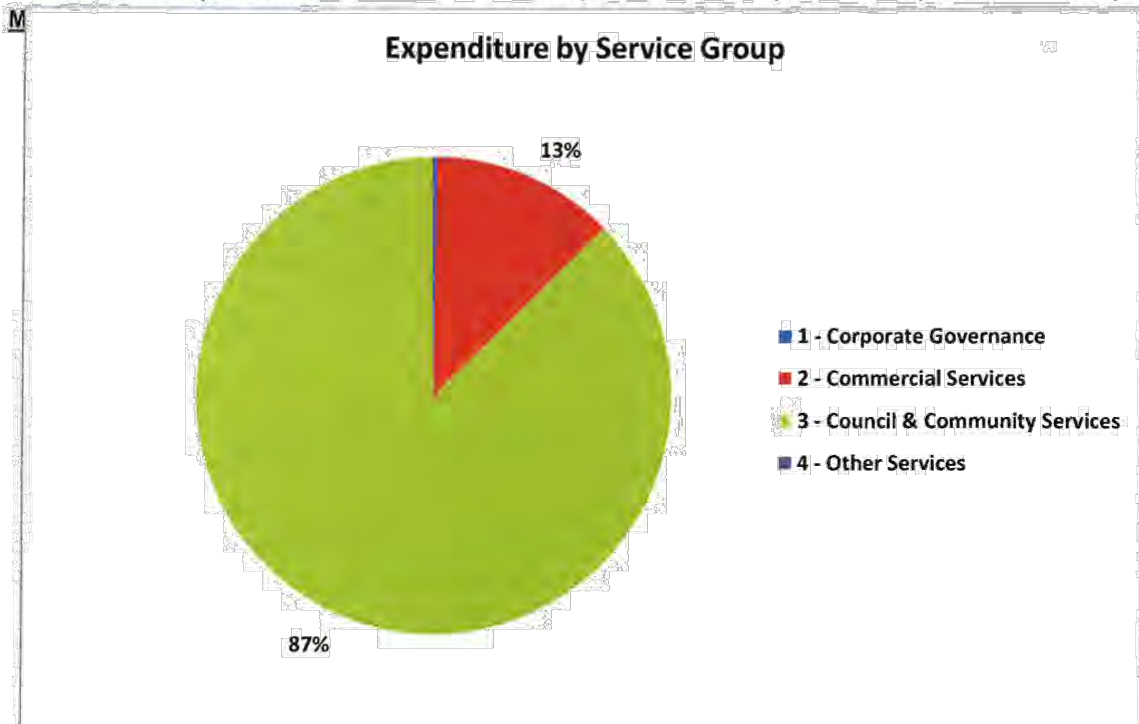
Expenditure by Account Category

21 - Employee Expenses	490,776	565,112	74,336	1,130,223
22 - Contract and Material Expenses	90,425	237,429	147,004	474,859
23 - Fleet, Plant & Equipment	24,483	48,291	23,807	96,581
25 - Other Operating Expenses	24,676	38,466	13,790	76,932
27 - Finance Expenses	0	25	25	50
31 - Internal Cost Allocations	229,595	366,310	136,716	732,621
Total Expenditure	859,955	1,255,633	395,678	2,511,267

Expenditure by Activity

110 - Assets Management - Fixed Assets	135	67	-67	135
111 - Council Services General	236,552	274,048	37,496	548,096
132 - Local Authority	2,220	3,124	904	6,248
134 - Community Grants	6,181	0	-6,181	0
138 - Local Authority Project	89	16,964	16,875	33,928
160 - Municipal Services	238,963	293,464	54,500	586,927
161 - Waste management	21,790	9,502	-12,289	19,003
162 - Cemeteries Management	1,000	1,000	0	2,000
164 - Local Emergency Management	0	525	525	1,050
166 - Rural Transaction Centre	11,615	16,500	4,885	33,000
169 - Civic Events	0	250	250	500
170 - Australia Day	0	150	150	300
200 - Local roads maintenance	0	1,750	1,750	3,500
201 - Street lighting	820	2,250	1,430	4,500
202 - Staff Housing	-11,293	-5,454	-5,839	-10,908
242 - Litter Collection and Slashing Extern	17,051	17,056	5	34,113
245 - Visitor Accommodation and Externa	1,252	626	-626	1,252
246 - Commercial Australia Post	3,727	3,728	1	7,456
313 - CDP Central Administration	205	0	-205	0
314 - Service Fee - CDP	86,409	222,000	135,591	444,000
318 - Outcome Payments - CDP	0	15,000	15,000	30,000
341 - Commonwealth Aged Care Package	3,205	0	-3,205	0
342 - Indigenous Aged Care Employment	38,184	38,222	39	76,444
344 - Commonwealth Home Support Prog	23,622	32,678	9,057	65,357
348 - Library	24,492	26,691	2,198	53,381

350 - Centrelink	24,407	27,899	3,492	55,799
381 - Animal Control	585	1,610	1,025	3,220
401 - Night Patrol	101,382	133,154	31,772	266,307
404 - Indigenous Sports and Rec Program	16,787	22,277	5,490	44,555
407 - Remote Sports and Recreation	9,271	9,850	579	19,700
473 - Community Benefit Fund	0	87,500	87,500	175,000
488 - NTEPA Environment Grant	1,304	3,201	1,898	6,403
Total Expenditure	859,955	1,255,633	395,678	2,511,267
Capital Expenditure				
5321 - Capital Purchase/Construct Buildir	145,079	85,000	60,079	170,000
5331 - Capital Construct Infrastructure	0	67,500	67,500	135,000
Total Capital Expenditure	145,079	152,500	7,421	305,000



Roper Gulf Regional Council



Income & Expenditure Report as at

31-December-2016

Minyerri

17GLACT	17GLBUD2	Variance	17GLBUD2
Year to Date	Year to Date		Annual Budget
Actual (\$)	Budget (\$)	(\$)	(\$)

Expenditure by Service

1 - Corporate Governance	86,871	222,494	135,623	444,988
2 - Commercial Services	375,627	719,816	344,189	1,439,632
3 - Council & Community Services	85,794	88,808	3,014	177,615
Total Expenditure	548,291	1,031,118	482,827	2,062,235

Expenditure by Account Category

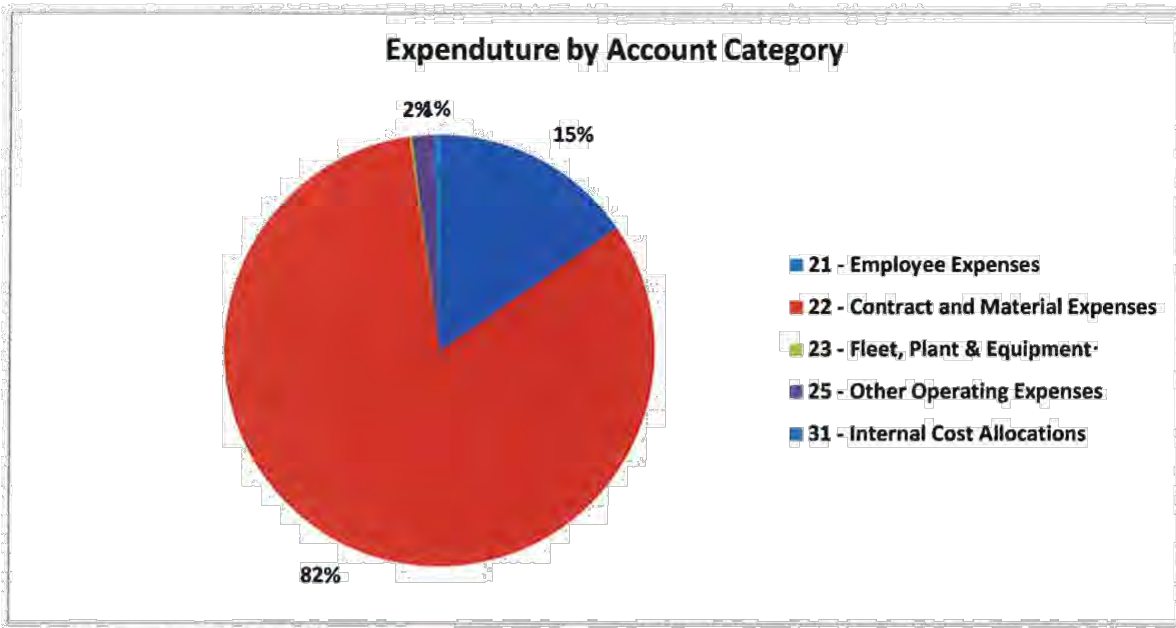
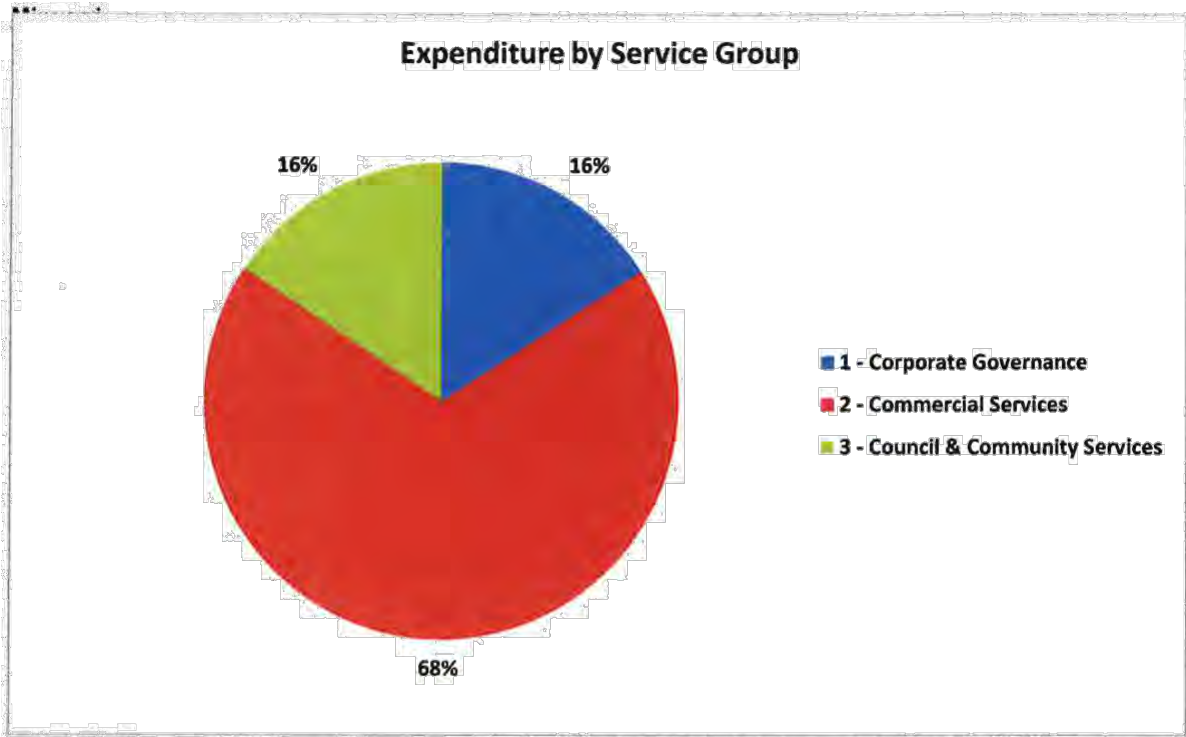
21 - Employee Expenses	83,998	81,259	-2,739	162,518
22 - Contract and Material Expenses	451,733	836,490	384,757	1,672,980
23 - Fleet, Plant & Equipment	952	3,050	2,098	6,100
25 - Other Operating Expenses	9,019	8,955	-65	17,909
31 - Internal Cost Allocations	2,589	101,364	98,775	202,728
Total Expenditure	548,291	1,031,118	482,827	2,062,235

Expenditure by Activity

106 - General Council Operations	85,402	182,825	97,423	365,650
132 - Local Authority	1,468	1,710	241	3,420
138 - Local Authority Project	0	37,959	37,959	75,918
220 - Territory Housing Repairs and Mainte	4,400	4,695	294	9,389
221 - Territory Housing Tenancy Managem	1,463	4,793	3,330	9,586
314 - Service Fee - CDP	369,763	710,329	340,566	1,420,657
401 - Night Patrol	85,794	88,808	3,014	177,615
Total Expenditure	548,291	1,031,118	482,827	2,062,235

Capital Expenditure

Total Capital Expenditure	0	0	0	0
----------------------------------	----------	----------	----------	----------



Roper Gulf Regional Council



Income & Expenditure Report as at 31-December-2016

Ngukurr

17GLACT	17GLBUD2	Variance	17GLBUD2
Year to Date	Year to Date		Annual Budget
Actual (\$)	Budget (\$)	(\$)	(\$)

Expenditure by Service

1 - Corporate Governance	183,409	262,166	78,757	524,331
2 - Commercial Services	838,076	1,445,516	607,441	2,891,032
3 - Council & Community Services	1,362,295	2,373,630	1,011,336	4,747,260
4 - Other Services	13,000	4,545	-8,455	9,091
Total Expenditure	2,396,779	4,085,857	1,689,079	8,171,715

Expenditure by Account Category

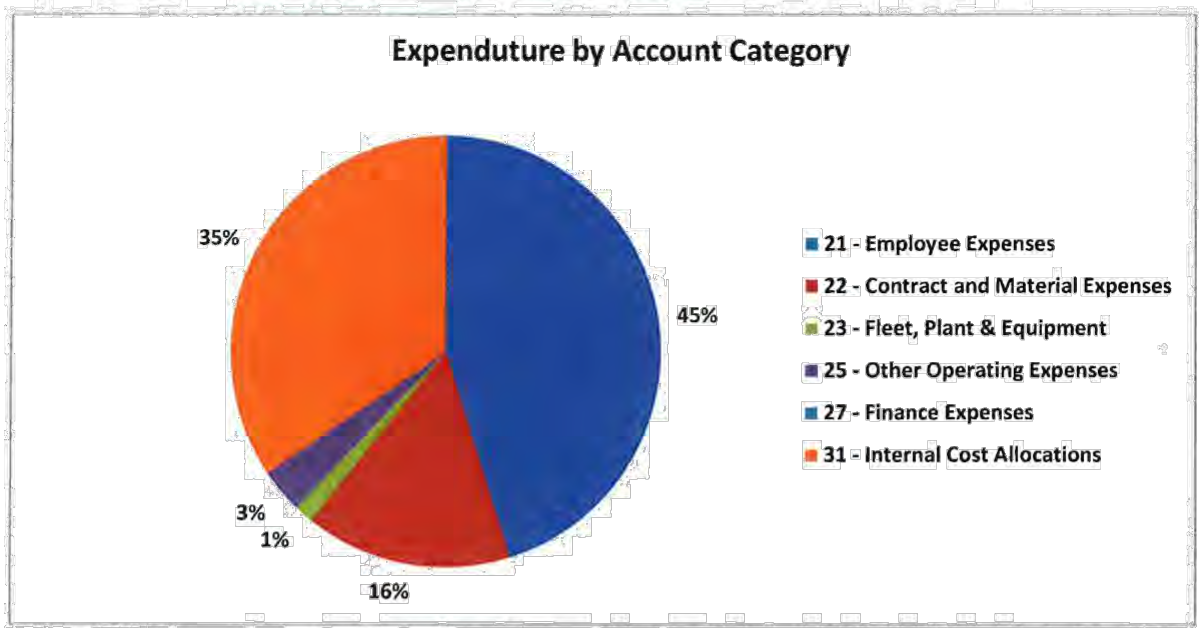
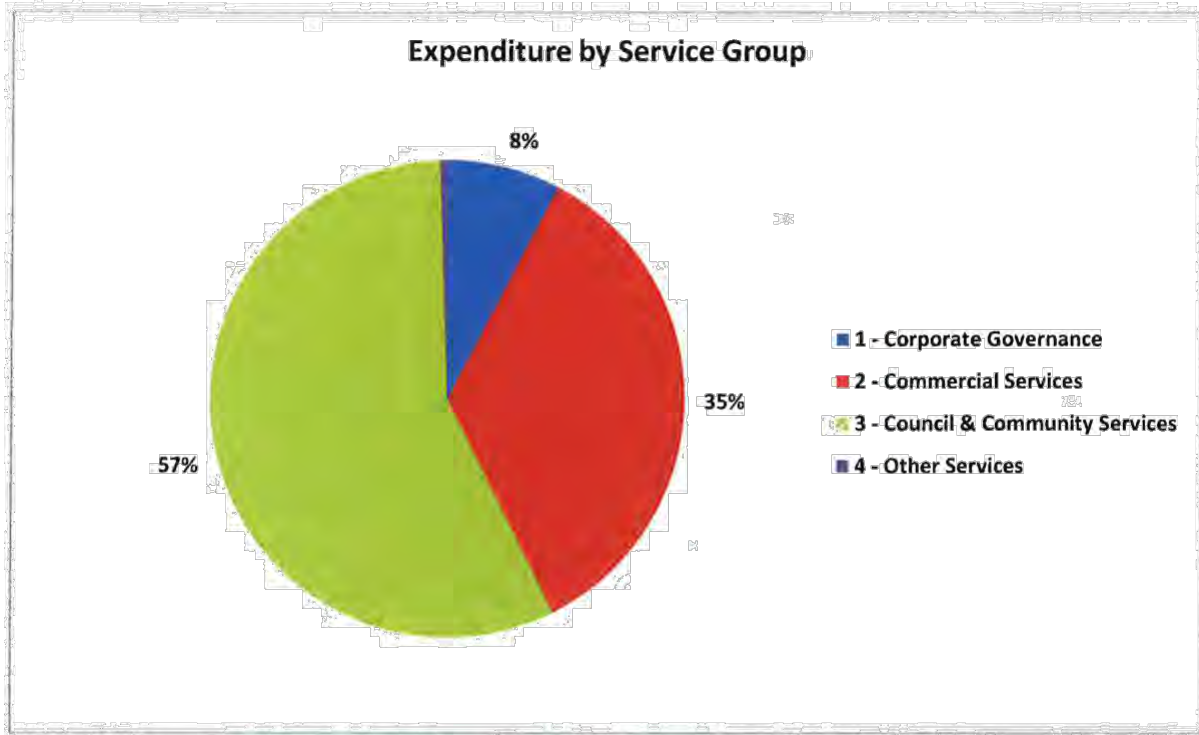
21 - Employee Expenses	1,081,156	1,429,563	348,407	2,859,126
22 - Contract and Material Expenses	373,084	1,260,467	887,383	2,520,934
23 - Fleet, Plant & Equipment	34,439	76,201	41,762	152,403
25 - Other Operating Expenses	81,084	139,334	58,249	278,667
27 - Finance Expenses	40	25	-15	50
31 - Internal Cost Allocations	826,975	1,180,268	353,293	2,360,535
Total Expenditure	2,396,779	4,085,857	1,689,079	8,171,715

Expenditure by Activity

106 - General Council Operations	0	-59,063	-59,063	-118,125
111 - Council Services General	301,327	331,228	29,900	662,455
113 - Project Management	282	0	-282	0
132 - Local Authority	6,038	8,388	2,350	16,776
138 - Local Authority Project	4,403	173,398	168,996	346,797
160 - Municipal Services	218,050	297,144	79,095	594,289
161 - Waste management	41,184	61,713	20,530	123,427
164 - Local Emergency Management	669	525	-144	1,050
169 - Civic Events	0	400	400	800
170 - Australia Day	0	200	200	400
171 - Naidoc Week	1,445	723	-723	1,445
200 - Local roads maintenance	4,860	284,434	279,575	568,869
201 - Street lighting	26	4,000	3,974	8,000
202 - Staff Housing	47,748	25,656	-22,092	51,312
220 - Territory Housing Repairs and Mainten	136,074	161,499	25,425	322,999
221 - Territory Housing Tenancy Managemer	53,940	60,385	6,444	120,769
241 - Airstrip maintenance Contracts	58,585	76,100	17,515	152,200
245 - Visitor Accommodation and External Fi	124,939	113,786	-11,153	227,571
246 - Commercial Australia Post	3,886	3,887	1	7,773
275 - Mechanical Workshop	182	0	-182	0
313 - CDP Central Administration	58	0	-58	0
314 - Service Fee - CDP	554,606	1,014,000	459,394	2,028,000
318 - Outcome Payments - CDP	26,250	112,500	86,250	225,000
320 - Outstation Services Admin	909	0	-909	0
323 - Outstations municipal services	3,585	17,145	13,560	34,291

341 - Commonwealth Aged Care Package	17,354	22,775	5,420	45,549
342 - Indigenous Aged Care Employment	68,114	78,940	10,826	157,881
344 - Commonwealth Home Support Program	76,559	82,995	6,436	165,990
346 - Indigenous Broadcasting	9,593	18,776	9,183	37,552
347 - Creche	95	0	-95	0
348 - Library	0	12,863	12,863	25,725
350 - Centrelink	37,099	25,533	-11,566	51,067
352 - Disability in Home Support	5,390	5,390	0	10,779
353 - Budget Based Funding	4,979	2,445	-2,534	4,890
381 - Animal Control	549	0	-549	0
401 - Night Patrol	181,644	222,359	40,715	444,718
403 - Outside School Hours Care	49,502	84,019	34,517	168,039
404 - Indigenous Sports and Rec Program	32,812	41,020	8,208	82,040
407 - Remote Sports and Recreation	1,626	53	-1,573	106
409 - Sport and Rec Facilities	48,983	45,595	-3,388	91,190
414 - Drug and Volatile Substances	181	0	-181	0
415 - Indigenous Youth Reconnect	98,389	129,311	30,922	258,623
461 - Sporting Equipment - Ngukurr	0	4,545	4,545	9,091
462 - 2014-19 Roads to Recovery	0	393,750	393,750	787,500
479 - Territory Day Celebration	1,318	659	-659	1,318
484 - Blackspot Funding	0	50,000	50,000	100,000
486 - Ngukurr, Numbulwar & Borroloola Feas	13,000	0	-13,000	0
550 - Swimming Pool	160,547	176,780	16,233	353,560
Total Expenditure	2,396,779	4,085,857	1,689,079	8,171,715
Capital Expenditure				
5321 - Capital Purchase/Construct Buildings	0	81,500	81,500	163,000
5331 - Capital Construct Infrastructure	0	75,000	75,000	150,000
5341 - Capital Purchases Plant & Equipment	7,086	20,093	13,007	40,186
Total Capital Expenditure	7,086	176,593	169,507	353,186

Ngukurr



Roper Gulf Regional Council



Income & Expenditure Report as at

31-December-2016

Numbulwar

17GLACT	17GLBUD2	Variance	17GLBUD2
Year to Date	Year to Date		Annual Budget
Actual (\$)	Budget (\$)	(\$)	(\$)

Expenditure by Service

1 - Corporate Governance	163,891	486,745	322,855	973,491
2 - Commercial Services	687,494	1,200,351	512,857	2,400,702
3 - Council & Community Services	1,135,009	1,252,836	117,826	2,505,671
4 - Other Services	16,937	190,850	173,913	381,700
Total Expenditure	2,003,331	3,130,782	1,127,451	6,261,564

Expenditure by Account Category

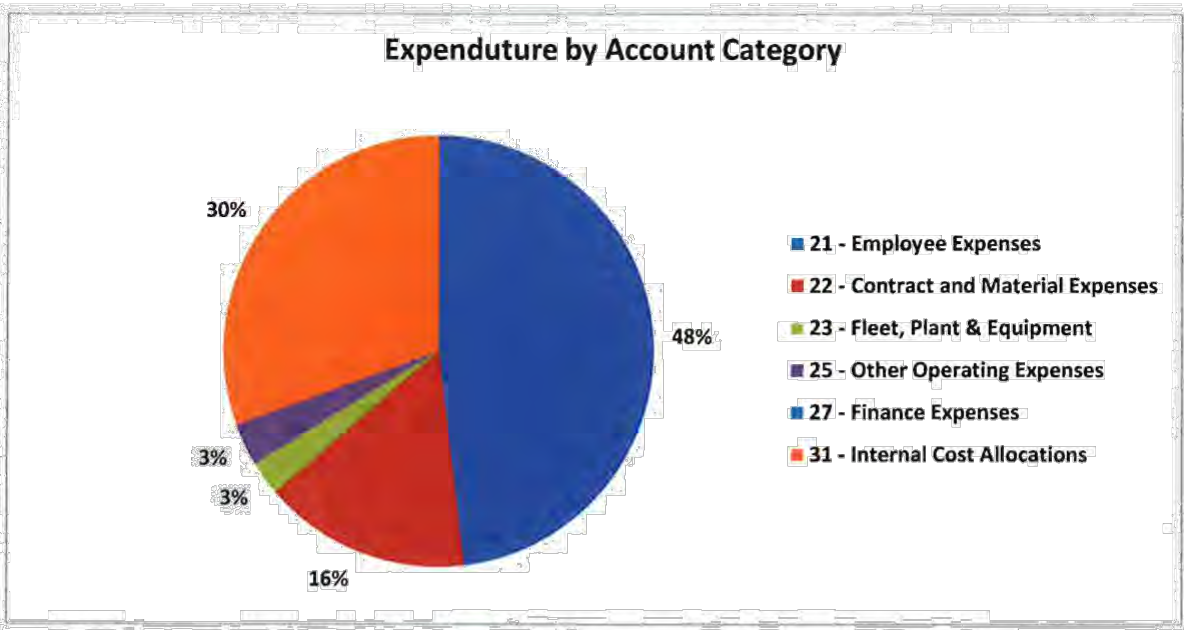
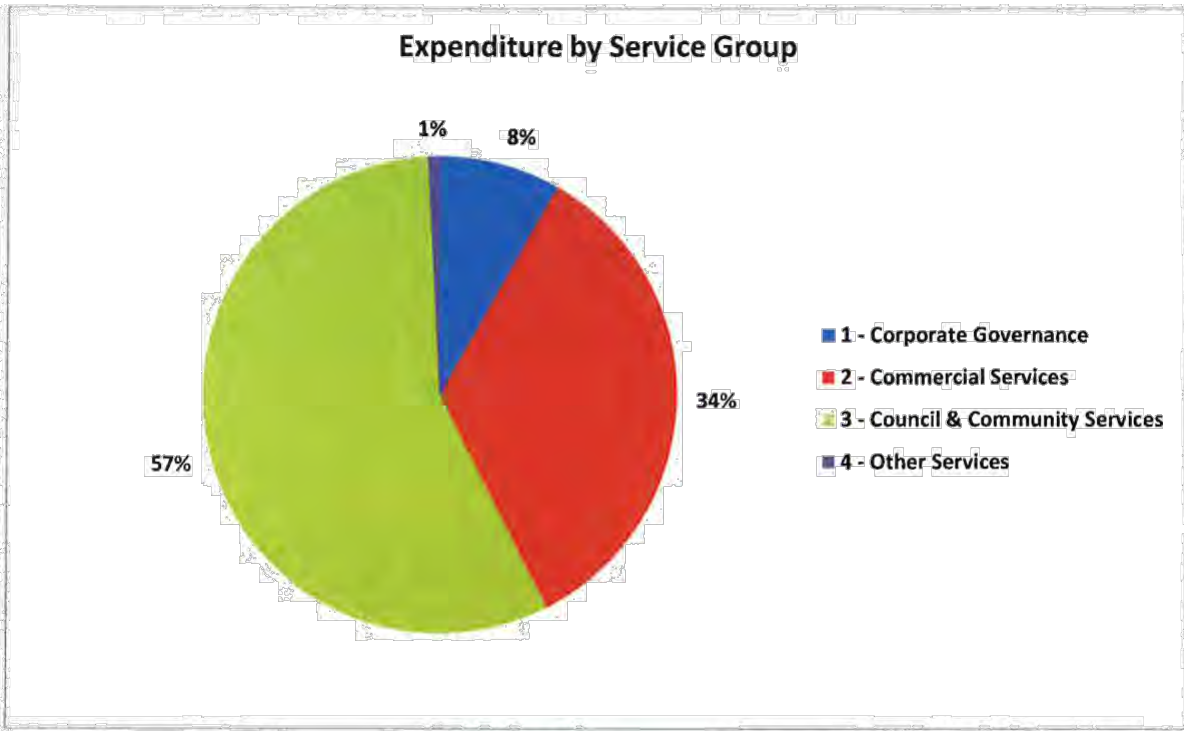
21 - Employee Expenses	962,776	1,201,108	238,332	2,402,217
22 - Contract and Material Expenses	311,811	834,088	522,277	1,668,176
23 - Fleet, Plant & Equipment	52,057	73,407	21,351	146,815
25 - Other Operating Expenses	64,464	119,692	55,228	239,384
27 - Finance Expenses	0	25	25	50
31 - Internal Cost Allocations	612,223	902,461	290,238	1,804,922
Total Expenditure	2,003,331	3,130,782	1,127,451	6,261,564

Expenditure by Activity

103 - Infrastructure and Technical Services	153	0	-153	0
111 - Council Services General	211,044	229,803	18,759	459,605
113 - Project Management	473	0	-473	0
132 - Local Authority	9,447	9,240	-207	18,479
134 - Community Grants	5,289	0	-5,289	0
138 - Local Authority Project	0	207,998	207,998	415,995
160 - Municipal Services	138,663	229,010	90,347	458,020
161 - Waste management	43,549	51,107	7,558	102,213
164 - Local Emergency Management	0	525	525	1,050
169 - Civic Events	0	250	250	500
170 - Australia Day	0	200	200	400
171 - Naidoc Week	394	197	-197	394
172 - Numbulwar Fuel	100,351	205,000	104,649	410,000
200 - Local roads maintenance	0	5,500	5,500	11,000
201 - Street lighting	1,005	3,500	2,495	7,000
202 - Staff Housing	5,476	8,213	2,737	16,425
220 - Territory Housing Repairs and Maintener	42,629	59,757	17,128	119,514
221 - Territory Housing Tenancy Manageme	31,366	48,684	17,318	97,367
241 - Airstrip maintenance Contracts	71,708	67,500	-4,208	135,000
245 - Visitor Accommodation and External F	42,854	56,295	13,441	112,591
246 - Commercial Australia Post	3,683	3,684	1	7,368
275 - Mechanical Workshop	76,650	84,533	7,883	169,065
314 - Service Fee - CDP	445,070	888,000	442,930	1,776,000
318 - Outcome Payments - CDP	0	40,000	40,000	80,000
340 - Community Services admin	3,503	1,320	-2,183	2,640

341 - Commonwealth Aged Care Package	25,170	22,772	-2,397	45,545
342 - Indigenous Aged Care Employment	69,131	78,940	9,809	157,881
344 - Commonwealth Home Support Progra	62,902	94,330	31,428	188,659
346 - Indigenous Broadcasting	31,404	35,404	3,999	70,807
350 - Centrelink	34,571	47,232	12,662	94,465
370 - Remote School Attendance Strategy	139,061	107,459	-31,602	214,917
381 - Animal Control	9,469	0	-9,469	0
401 - Night Patrol	140,534	137,876	-2,658	275,753
404 - Indigenous Sports and Rec Program	44,020	49,842	5,821	99,683
407 - Remote Sports and Recreation	9,895	16,549	6,653	33,097
409 - Sport and Rec Facilities	0	3,150	3,150	6,300
415 - Indigenous Youth Reconnect	86,823	95,707	8,884	191,413
416 - Youth Vibe Grant	51	330	279	659
462 - 2014-19 Roads to Recovery	83,670	41,835	-41,835	83,670
475 - CDP CDF	16,388	8,194	-8,194	16,388
476 - CBF - Numbulwar Sporting Equipmen	2,773	2,228	-546	4,455
483 - Office of Women's Policy	1,164	1,500	336	3,000
486 - Ngukurr, Numbulwar & Borroloola Fea	13,000	0	-13,000	0
490 - Numbulwar Waste Management Facili	0	187,122	187,122	374,245
Total Expenditure	2,003,331	3,130,782	1,127,451	6,261,564
Capital Expenditure				
5321 - Capital Purchase/Construct Buildings	195,657	127,620	-68,037	255,240
5341 - Capital Purchases Plant & Equipmen	7,347	21,173	13,826	42,347
Total Capital Expenditure	203,004	148,793	-54,210	297,587

Numbulwar



CORPORATE GOVERNANCE DIRECTORATE REPORT

ITEM NUMBER	13.2
TITLE	GRANTS: Department of Tourism and Culture Facility and Capital Equipment Program - Borroloola AFL Oval Upgrade
REFERENCE	682969
AUTHOR	Hilary Sinfield, Grants Coordinator

RECOMMENDATION

- (a) **That the Finance Committee accept the funding offer from the Department of Tourism and Cultural through the 2016-17 Facility and Capital Equipment Program for the upgrade of the Borroloola AFL Oval by CEO and Councillor signing, dating and affixing the Common Seal to two copies of the agreement.**

BACKGROUND

Council has been offered funding from the Department of Tourism and Culture through the 2016-17 Facility and Capital Equipment Program for the upgrade of the playing surface at Borroloola Oval.

The scope of the upgrade includes:

- Site preparation
- Excavation of approximately 6,500 square metres of top soil
- Delivery of top soil to Borroloola
- Spreading of top soil over existing playing surface
- Grade finish

ISSUES/OPTIONS/SWOT

Nil.

FINANCIAL CONSIDERATIONS

Offer = \$44,650.00 GST exclusive

ATTACHMENTS:

CORPORATE GOVERNANCE DIRECTORATE REPORT

ITEM NUMBER	13.3
TITLE	GRANTS: Department of Tourism and Culture Sport and Recreation Division - 2016-17 Remote Sport Program Funding Offer
REFERENCE	683756
AUTHOR	Sharon Hillen, Director of Council and Community Services

RECOMMENDATION

- (a) **That Council accept the funding offer from the Department of Tourism and Culture Sport and Recreation Division for the 2016-17 Remote Sport Program by CEO and a Councillor signing, dating and affixing the common seal to two copies of the agreement.**

BACKGROUND

Council has been offered funding from the Department of Tourism and Culture's Sport and Recreation Division to deliver the 2016-17 Remote Sport Program.

This project, within the Roper Gulf Region, aims to:

- Improve and sustain sporting opportunities and competitions in remote communities
- Build capacity and capability of staff and community members.

This funding assists with:

- The employment of sport and recreation employees
- Delivery of Basketball, AFL, Softball, Swimming and Cricket competitions in various communities
- Delivery of softball, cricket and basketball scorer and umpire training

ISSUES/OPTIONS/SWOT

Nil.

FINANCIAL CONSIDERATIONS

Funding Offer = \$270,000 excluding GST.

ATTACHMENTS:

**COUNCIL & COMMUNITY SERVICES DIRECTORATE
REPORT**



ITEM NUMBER	14.1
TITLE	Australia Day 2017
REFERENCE	683240
AUTHOR	Sharon Hillen, Director of Council and Community Services

RECOMMENDATION

- (a) **That Finance Committee accept the nominations for each community for the 2017 Australia Day Awards.**

BACKGROUND

Council is responsible for annual civic events and Australia Day is a significant core function of Council.

Operational Staff from Council and Community Services, with support from Corporate Governance are responsible for the delivery of a ceremony and or event to celebrate this day that brings all Australians to gather to celebrate our great Nation.

It is also a time to reflect and acknowledge those individuals and groups who make a significant contribution to the vibrancy, sustainability and viability of our communities.

Attached is the schedule of events and contact numbers for our proposed Australia Day Function. Councilors and Local Authority Members are encouraged to attend and as leaders in the community make a short speech at each function.

ISSUES/OPTIONS/SWOT

NIL

ATTACHMENTS:

- 1 Australia Day 2017 - Schedule of Events.docx

RGRC Australia Day 2017

Community	Location of Event	Time	Event Details	Contact Person for Event
Barunga	Sport & Rec Building	11:00am	Small Marathon competition for children and a BBQ lunch. (Approved funding = \$ 300 to be spend on food and beverages for BBQ only)	Ben Ulamari – 0455 247 781 Sommer Meadows – 8975 4055
Beswick	Central Park	11:00am	Themed family fun day with BBQ dinner, volleyball, water fun, face painting, ball sports and a disco. (Approved funding = \$ 300 to be spend on food, beverages and merchandise only)	Rodwynne King – 8975 4800
Borroloola	Tamarind Park & Borroloola Community Pool	10:00am	10am: Flag raising 10.30am: Citizenship ceremony 11am: Local Government Awards ceremony 12pm-2pm: Barbecue, activities and sports (Approved funding = \$ 400 to be spend on food, beverages and prizes/medallions only)	Fred Graham – 0407 602 221
Bulman	Rec Hall	12.00pm	Community BBQ with award presentation and flag raising ceremony. Social basketball comps in the afternoon. (Approved funding = \$ 300 to be spend on food, beverages and prizes/medallions only)	Justin Pederson – 8975 4189
Eva Valley	Park Lot 14	11:00am	Egg spoon relay race for kids and BBQ for lunch with award presentation and flag raising ceremony. (Approved funding = \$ 200 to be spend on food and beverages only)	Ben Ulamari – 0455 247 781 Aaron Fredricks – 8975 4055
Jilkminggan	Council Office	10:00am	Football competition between Minyerri and Jilkminggan plus youth activities and award ceremony. (Approved funding = \$ 300 to be spend on food, beverages and prizes/medallions only)	Anne-Marie McDonald – 8975 4576
Mataranka	Mataranka Sport & Recreational grounds	8.00am	Award and flag raising ceremony, breakfast, games and sports (Approved funding = \$ 300 to be spend on food and beverages, prizes, certificates and merchandise only)	Mandy Devereux 89754576
Ngukurr	Ngukurr Pool	10.30 am	Community BBQ with swimming activities and Award Ceremony (Approved funding = \$ 500 to be spend on food and beverages)	John Hickey – 0427 423 251

			only)	
Numbulwar	Local Council Office	10.00am	Flag raising and awards ceremony followed by fishing comp, BBQ and prizes. (Approved funding = \$ 400 to be spend on food, beverages and prizes only)	John Terepo 0497 742 946